

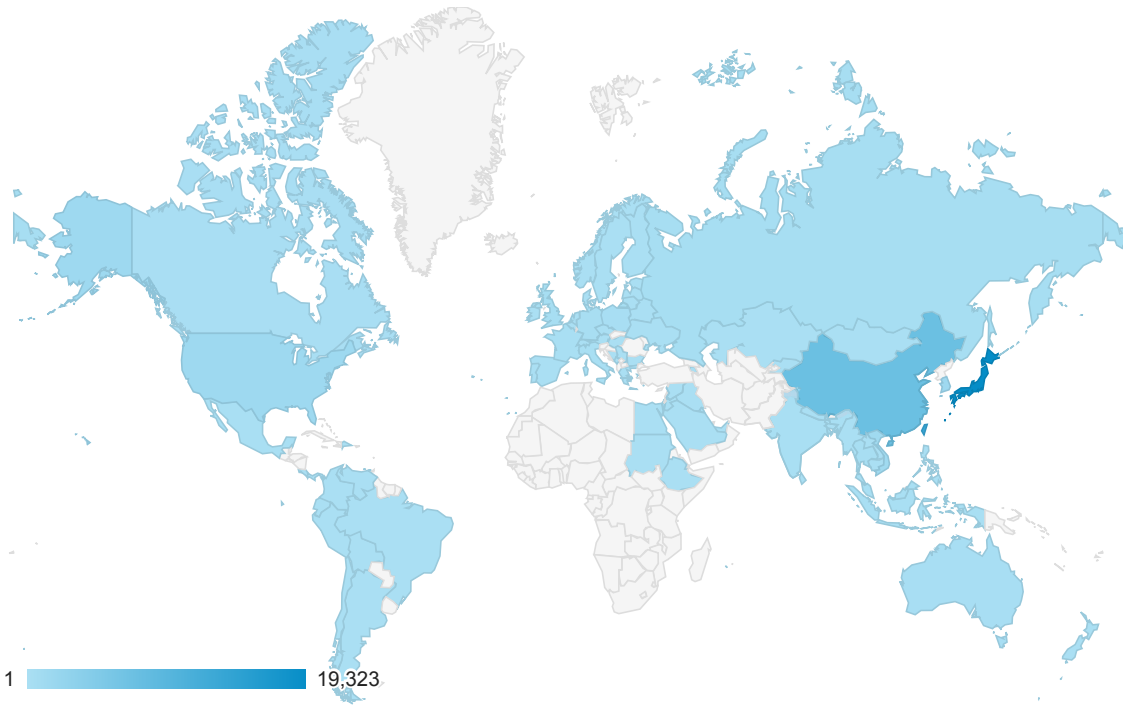
地域

2016/06/01 - 2016/06/30

すべてのユーザー
100.00% セッション

地図表示

サマリー



| 国 | 集客 | | | 行動 | | | コンバージョン | | |
|-------------------|--|--|--|--|------------------------------------|--|--------------------------------------|--------------------------------|--|
| | セッション | 新規セッション率 | 新規ユーザー | 直帰率 | ページ/セッション | 平均セッション時間 | コンバージョン率 | 目標の完了数 | 目標値 |
| | 48,202 全体に対する割合: 100.00% (48,202) | 35.50% ビューの平均: 35.34% (0.45%) | 17,110 全体に対する割合: 100.45% (17,034) | 34.68% ビューの平均: 34.68% (0.00%) | 5.31 ビューの平均: 5.31 (0.00%) | 00:07:24 ビューの平均: 00:07:24 (0.00%) | 0.00% ビューの平均: 0.00% (0.00%) | 0 全体に対する割合: 0.00% (0) | \$0.00 全体に対する割合: 0.00% (\$0.00) |
| 1. Japan | 19,323 (40.09%) | 43.85% | 8,474 (49.53%) | 30.38% | 5.21 | 00:06:15 | 0.00% | 0 (0.00%) | \$0.00 (0.00%) |
| 2. Taiwan | 13,332 (27.66%) | 27.12% | 3,615 (21.13%) | 38.07% | 5.21 | 00:07:28 | 0.00% | 0 (0.00%) | \$0.00 (0.00%) |
| 3. China | 7,395 (15.34%) | 29.78% | 2,202 (12.87%) | 35.08% | 4.64 | 00:07:59 | 0.00% | 0 (0.00%) | \$0.00 (0.00%) |
| 4. United States | 1,397 (2.90%) | 29.92% | 418 (2.44%) | 37.94% | 5.37 | 00:10:37 | 0.00% | 0 (0.00%) | \$0.00 (0.00%) |
| 5. Hong Kong | 1,348 (2.80%) | 29.97% | 404 (2.36%) | 38.87% | 5.58 | 00:06:46 | 0.00% | 0 (0.00%) | \$0.00 (0.00%) |
| 6. South Korea | 1,303 (2.70%) | 27.78% | 362 (2.12%) | 28.47% | 8.19 | 00:10:02 | 0.00% | 0 (0.00%) | \$0.00 (0.00%) |
| 7. Vietnam | 1,228 (2.55%) | 32.98% | 405 (2.37%) | 38.36% | 9.80 | 00:18:33 | 0.00% | 0 (0.00%) | \$0.00 (0.00%) |
| 8. Russia | 323 (0.67%) | 34.98% | 113 (0.66%) | 56.04% | 3.34 | 00:03:38 | 0.00% | 0 (0.00%) | \$0.00 (0.00%) |
| 9. United Kingdom | 308 (0.64%) | 46.75% | 144 (0.84%) | 52.27% | 4.97 | 00:08:38 | 0.00% | 0 (0.00%) | \$0.00 (0.00%) |
| 10. Thailand | 262 (0.54%) | 51.53% | 135 (0.79%) | 39.69% | 5.00 | 00:05:41 | 0.00% | 0 (0.00%) | \$0.00 (0.00%) |
| 11. Germany | 247 (0.51%) | 33.20% | 82 (0.48%) | 50.61% | 8.47 | 00:06:05 | 0.00% | 0 (0.00%) | \$0.00 (0.00%) |
| 12. Poland | 215 (0.45%) | 11.63% | 25 (0.15%) | 67.44% | 2.20 | 00:06:18 | 0.00% | 0 (0.00%) | \$0.00 (0.00%) |

| | | | | | | | | | | |
|-----|----------------------|----------------|---------|----------------|--------|------|----------|-------|--------------|-------------------|
| 13. | Australia | 211 (0.44%) | 67.77% | 143 (0.84%) | 28.91% | 4.11 | 00:06:14 | 0.00% | 0 (0.00%) | \$0.00 (0.00%) |
| 14. | Canada | 137 (0.28%) | 29.93% | 41 (0.24%) | 27.74% | 6.67 | 00:06:43 | 0.00% | 0 (0.00%) | \$0.00 (0.00%) |
| 15. | Singapore | 106 (0.22%) | 29.25% | 31 (0.18%) | 62.26% | 3.42 | 00:02:53 | 0.00% | 0 (0.00%) | \$0.00 (0.00%) |
| 16. | France | 102 (0.21%) | 29.41% | 30 (0.18%) | 32.35% | 6.18 | 00:15:50 | 0.00% | 0 (0.00%) | \$0.00 (0.00%) |
| 17. | India | 82 (0.17%) | 81.71% | 67 (0.39%) | 67.07% | 3.18 | 00:02:26 | 0.00% | 0 (0.00%) | \$0.00 (0.00%) |
| 18. | Malaysia | 82 (0.17%) | 34.15% | 28 (0.16%) | 29.27% | 4.09 | 00:04:06 | 0.00% | 0 (0.00%) | \$0.00 (0.00%) |
| 19. | Italy | 76 (0.16%) | 53.95% | 41 (0.24%) | 11.84% | 8.87 | 00:11:49 | 0.00% | 0 (0.00%) | \$0.00 (0.00%) |
| 20. | Indonesia | 69 (0.14%) | 56.52% | 39 (0.23%) | 34.78% | 6.20 | 00:09:53 | 0.00% | 0 (0.00%) | \$0.00 (0.00%) |
| 21. | Mexico | 65 (0.13%) | 52.31% | 34 (0.20%) | 32.31% | 3.86 | 00:05:17 | 0.00% | 0 (0.00%) | \$0.00 (0.00%) |
| 22. | New Zealand | 59 (0.12%) | 28.81% | 17 (0.10%) | 20.34% | 4.78 | 00:12:43 | 0.00% | 0 (0.00%) | \$0.00 (0.00%) |
| 23. | Norway | 50 (0.10%) | 4.00% | 2 (0.01%) | 12.00% | 3.60 | 00:04:54 | 0.00% | 0 (0.00%) | \$0.00 (0.00%) |
| 24. | Spain | 49 (0.10%) | 26.53% | 13 (0.08%) | 42.86% | 6.24 | 00:09:11 | 0.00% | 0 (0.00%) | \$0.00 (0.00%) |
| 25. | Macau | 40 (0.08%) | 37.50% | 15 (0.09%) | 22.50% | 3.45 | 00:07:57 | 0.00% | 0 (0.00%) | \$0.00 (0.00%) |
| 26. | (not set) | 34 (0.07%) | 47.06% | 16 (0.09%) | 52.94% | 2.85 | 00:03:32 | 0.00% | 0 (0.00%) | \$0.00 (0.00%) |
| 27. | Brazil | 28 (0.06%) | 60.71% | 17 (0.10%) | 32.14% | 5.04 | 00:04:36 | 0.00% | 0 (0.00%) | \$0.00 (0.00%) |
| 28. | Ukraine | 26 (0.05%) | 46.15% | 12 (0.07%) | 38.46% | 5.19 | 00:03:45 | 0.00% | 0 (0.00%) | \$0.00 (0.00%) |
| 29. | Sweden | 23 (0.05%) | 52.17% | 12 (0.07%) | 26.09% | 5.52 | 00:07:40 | 0.00% | 0 (0.00%) | \$0.00 (0.00%) |
| 30. | Venezuela | 23 (0.05%) | 91.30% | 21 (0.12%) | 69.57% | 1.57 | 00:03:56 | 0.00% | 0 (0.00%) | \$0.00 (0.00%) |
| 31. | United Arab Emirates | 22 (0.05%) | 100.00% | 22 (0.13%) | 72.73% | 2.82 | 00:01:35 | 0.00% | 0 (0.00%) | \$0.00 (0.00%) |
| 32. | Bulgaria | 15 (0.03%) | 53.33% | 8 (0.05%) | 6.67% | 5.00 | 00:05:49 | 0.00% | 0 (0.00%) | \$0.00 (0.00%) |
| 33. | Switzerland | 13 (0.03%) | 23.08% | 3 (0.02%) | 23.08% | 4.69 | 00:05:07 | 0.00% | 0 (0.00%) | \$0.00 (0.00%) |
| 34. | Hungary | 13 (0.03%) | 53.85% | 7 (0.04%) | 61.54% | 4.54 | 00:06:14 | 0.00% | 0 (0.00%) | \$0.00 (0.00%) |
| 35. | Philippines | 13 (0.03%) | 76.92% | 10 (0.06%) | 30.77% | 6.62 | 00:06:36 | 0.00% | 0 (0.00%) | \$0.00 (0.00%) |
| 36. | Finland | 12 (0.02%) | 16.67% | 2 (0.01%) | 75.00% | 1.42 | 00:00:09 | 0.00% | 0 (0.00%) | \$0.00 (0.00%) |
| 37. | Greece | 12 (0.02%) | 25.00% | 3 (0.02%) | 33.33% | 6.42 | 00:05:44 | 0.00% | 0 (0.00%) | \$0.00 (0.00%) |
| 38. | Colombia | 11 (0.02%) | 9.09% | 1 (0.01%) | 81.82% | 1.55 | 00:02:17 | 0.00% | 0 (0.00%) | \$0.00 (0.00%) |
| 39. | Kazakhstan | 10 (0.02%) | 70.00% | 7 (0.04%) | 60.00% | 1.60 | 00:00:24 | 0.00% | 0 (0.00%) | \$0.00 (0.00%) |
| 40. | Estonia | 9 (0.02%) | 44.44% | 4 (0.02%) | 0.00% | 7.00 | 00:05:52 | 0.00% | 0 (0.00%) | \$0.00 (0.00%) |
| 41. | Dominican Republic | 8 (0.02%) | 0.00% | 0 (0.00%) | 0.00% | 3.75 | 00:08:17 | 0.00% | 0 (0.00%) | \$0.00 (0.00%) |
| 42. | Myanmar (Burma) | 8 (0.02%) | 62.50% | 5 (0.03%) | 37.50% | 6.88 | 00:08:18 | 0.00% | 0 (0.00%) | \$0.00 (0.00%) |
| 43. | Netherlands | 8 (0.02%) | 75.00% | 6 (0.04%) | 75.00% | 1.88 | 00:01:49 | 0.00% | 0 (0.00%) | \$0.00 (0.00%) |
| 44. | Nepal | 8 (0.02%) | 25.00% | 2 (0.01%) | 50.00% | 2.62 | 00:01:13 | 0.00% | 0 (0.00%) | \$0.00 (0.00%) |
| 45. | Austria | 7 (0.01%) | 71.43% | 5 (0.03%) | 57.14% | 1.57 | 00:02:27 | 0.00% | 0 (0.00%) | \$0.00 (0.00%) |
| 46. | Belgium | 7 (0.01%) | 71.43% | 5 (0.03%) | 57.14% | 3.33 | 00:03:33 | 0.00% | 0 (0.00%) | \$0.00 (0.00%) |

| | | | | | | | | | | |
|-----|----------------------|--------------------------|---------|--------------------------|---------|-------|----------|-------|--------------------------|-------------------------------|
| | Belgium | <div>7 (0.01%)</div> | 71.43% | <div>5 (0.03%)</div> | 57.14% | 3.00 | 00:03:38 | 0.00% | <div>0 (0.00%)</div> | <div>(0.00%)</div> |
| 47. | Mongolia | <div>7 (0.01%)</div> | 71.43% | <div>5 (0.03%)</div> | 85.71% | 1.57 | 00:00:13 | 0.00% | <div>0 (0.00%)</div> | <div>\$0.00 (0.00%)</div> |
| 48. | Sri Lanka | <div>6 (0.01%)</div> | 33.33% | <div>2 (0.01%)</div> | 33.33% | 11.83 | 00:07:48 | 0.00% | <div>0 (0.00%)</div> | <div>\$0.00 (0.00%)</div> |
| 49. | Costa Rica | <div>5 (0.01%)</div> | 40.00% | <div>2 (0.01%)</div> | 60.00% | 2.40 | 00:00:54 | 0.00% | <div>0 (0.00%)</div> | <div>\$0.00 (0.00%)</div> |
| 50. | Czech Republic | <div>5 (0.01%)</div> | 40.00% | <div>2 (0.01%)</div> | 40.00% | 3.40 | 00:05:02 | 0.00% | <div>0 (0.00%)</div> | <div>\$0.00 (0.00%)</div> |
| 51. | Ireland | <div>5 (0.01%)</div> | 80.00% | <div>4 (0.02%)</div> | 40.00% | 4.00 | 00:01:38 | 0.00% | <div>0 (0.00%)</div> | <div>\$0.00 (0.00%)</div> |
| 52. | Argentina | <div>4 (0.01%)</div> | 100.00% | <div>4 (0.02%)</div> | 75.00% | 1.25 | 00:00:03 | 0.00% | <div>0 (0.00%)</div> | <div>\$0.00 (0.00%)</div> |
| 53. | Ethiopia | <div>4 (0.01%)</div> | 100.00% | <div>4 (0.02%)</div> | 75.00% | 2.00 | 00:00:20 | 0.00% | <div>0 (0.00%)</div> | <div>\$0.00 (0.00%)</div> |
| 54. | Denmark | <div>3 (0.01%)</div> | 100.00% | <div>3 (0.02%)</div> | 33.33% | 5.67 | 00:10:38 | 0.00% | <div>0 (0.00%)</div> | <div>\$0.00 (0.00%)</div> |
| 55. | Cambodia | <div>3 (0.01%)</div> | 100.00% | <div>3 (0.02%)</div> | 33.33% | 13.00 | 00:01:38 | 0.00% | <div>0 (0.00%)</div> | <div>\$0.00 (0.00%)</div> |
| 56. | Panama | <div>3 (0.01%)</div> | 100.00% | <div>3 (0.02%)</div> | 33.33% | 1.67 | 00:01:34 | 0.00% | <div>0 (0.00%)</div> | <div>\$0.00 (0.00%)</div> |
| 57. | Saudi Arabia | <div>3 (0.01%)</div> | 33.33% | <div>1 (0.01%)</div> | 100.00% | 1.00 | 00:00:00 | 0.00% | <div>0 (0.00%)</div> | <div>\$0.00 (0.00%)</div> |
| 58. | Sudan | <div>3 (0.01%)</div> | 66.67% | <div>2 (0.01%)</div> | 33.33% | 1.67 | 00:00:24 | 0.00% | <div>0 (0.00%)</div> | <div>\$0.00 (0.00%)</div> |
| 59. | Bolivia | <div>2 (0.00%)</div> | 100.00% | <div>2 (0.01%)</div> | 100.00% | 1.00 | 00:00:00 | 0.00% | <div>0 (0.00%)</div> | <div>\$0.00 (0.00%)</div> |
| 60. | Chile | <div>2 (0.00%)</div> | 100.00% | <div>2 (0.01%)</div> | 50.00% | 5.00 | 00:02:05 | 0.00% | <div>0 (0.00%)</div> | <div>\$0.00 (0.00%)</div> |
| 61. | Egypt | <div>2 (0.00%)</div> | 100.00% | <div>2 (0.01%)</div> | 50.00% | 5.50 | 00:04:58 | 0.00% | <div>0 (0.00%)</div> | <div>\$0.00 (0.00%)</div> |
| 62. | Israel | <div>2 (0.00%)</div> | 100.00% | <div>2 (0.01%)</div> | 100.00% | 1.00 | 00:00:00 | 0.00% | <div>0 (0.00%)</div> | <div>\$0.00 (0.00%)</div> |
| 63. | Kyrgyzstan | <div>2 (0.00%)</div> | 100.00% | <div>2 (0.01%)</div> | 0.00% | 9.50 | 00:06:16 | 0.00% | <div>0 (0.00%)</div> | <div>\$0.00 (0.00%)</div> |
| 64. | Laos | <div>2 (0.00%)</div> | 100.00% | <div>2 (0.01%)</div> | 0.00% | 7.50 | 00:02:20 | 0.00% | <div>0 (0.00%)</div> | <div>\$0.00 (0.00%)</div> |
| 65. | Latvia | <div>2 (0.00%)</div> | 100.00% | <div>2 (0.01%)</div> | 50.00% | 1.50 | 00:00:05 | 0.00% | <div>0 (0.00%)</div> | <div>\$0.00 (0.00%)</div> |
| 66. | Peru | <div>2 (0.00%)</div> | 50.00% | <div>1 (0.01%)</div> | 100.00% | 1.00 | 00:00:00 | 0.00% | <div>0 (0.00%)</div> | <div>\$0.00 (0.00%)</div> |
| 67. | Portugal | <div>2 (0.00%)</div> | 50.00% | <div>1 (0.01%)</div> | 0.00% | 5.00 | 00:00:44 | 0.00% | <div>0 (0.00%)</div> | <div>\$0.00 (0.00%)</div> |
| 68. | Serbia | <div>2 (0.00%)</div> | 50.00% | <div>1 (0.01%)</div> | 100.00% | 1.00 | 00:00:00 | 0.00% | <div>0 (0.00%)</div> | <div>\$0.00 (0.00%)</div> |
| 69. | Armenia | <div>1 (0.00%)</div> | 100.00% | <div>1 (0.01%)</div> | 0.00% | 3.00 | 00:00:23 | 0.00% | <div>0 (0.00%)</div> | <div>\$0.00 (0.00%)</div> |
| 70. | Bosnia & Herzegovina | <div>1 (0.00%)</div> | 100.00% | <div>1 (0.01%)</div> | 0.00% | 10.00 | 00:06:04 | 0.00% | <div>0 (0.00%)</div> | <div>\$0.00 (0.00%)</div> |
| 71. | Bangladesh | <div>1 (0.00%)</div> | 100.00% | <div>1 (0.01%)</div> | 0.00% | 4.00 | 00:00:46 | 0.00% | <div>0 (0.00%)</div> | <div>\$0.00 (0.00%)</div> |
| 72. | Belarus | <div>1 (0.00%)</div> | 100.00% | <div>1 (0.01%)</div> | 100.00% | 1.00 | 00:00:00 | 0.00% | <div>0 (0.00%)</div> | <div>\$0.00 (0.00%)</div> |
| 73. | Ecuador | <div>1 (0.00%)</div> | 100.00% | <div>1 (0.01%)</div> | 0.00% | 3.00 | 00:01:17 | 0.00% | <div>0 (0.00%)</div> | <div>\$0.00 (0.00%)</div> |
| 74. | Iraq | <div>1 (0.00%)</div> | 100.00% | <div>1 (0.01%)</div> | 0.00% | 2.00 | 00:00:05 | 0.00% | <div>0 (0.00%)</div> | <div>\$0.00 (0.00%)</div> |
| 75. | Jordan | <div>1 (0.00%)</div> | 100.00% | <div>1 (0.01%)</div> | 100.00% | 1.00 | 00:00:00 | 0.00% | <div>0 (0.00%)</div> | <div>\$0.00 (0.00%)</div> |
| 76. | Kuwait | <div>1 (0.00%)</div> | 100.00% | <div>1 (0.01%)</div> | 100.00% | 1.00 | 00:00:00 | 0.00% | <div>0 (0.00%)</div> | <div>\$0.00 (0.00%)</div> |
| 77. | Lithuania | <div>1 (0.00%)</div> | 0.00% | <div>0 (0.00%)</div> | 100.00% | 1.00 | 00:00:00 | 0.00% | <div>0 (0.00%)</div> | <div>\$0.00 (0.00%)</div> |
| 78. | Montenegro | <div>1 (0.00%)</div> | 0.00% | <div>0 (0.00%)</div> | 100.00% | 1.00 | 00:00:00 | 0.00% | <div>0 (0.00%)</div> | <div>\$0.00 (0.00%)</div> |
| 79. | Réunion | <div>1 (0.00%)</div> | 100.00% | <div>1 (0.01%)</div> | 0.00% | 12.00 | 00:05:09 | 0.00% | <div>0 (0.00%)</div> | <div>\$0.00 (0.00%)</div> |

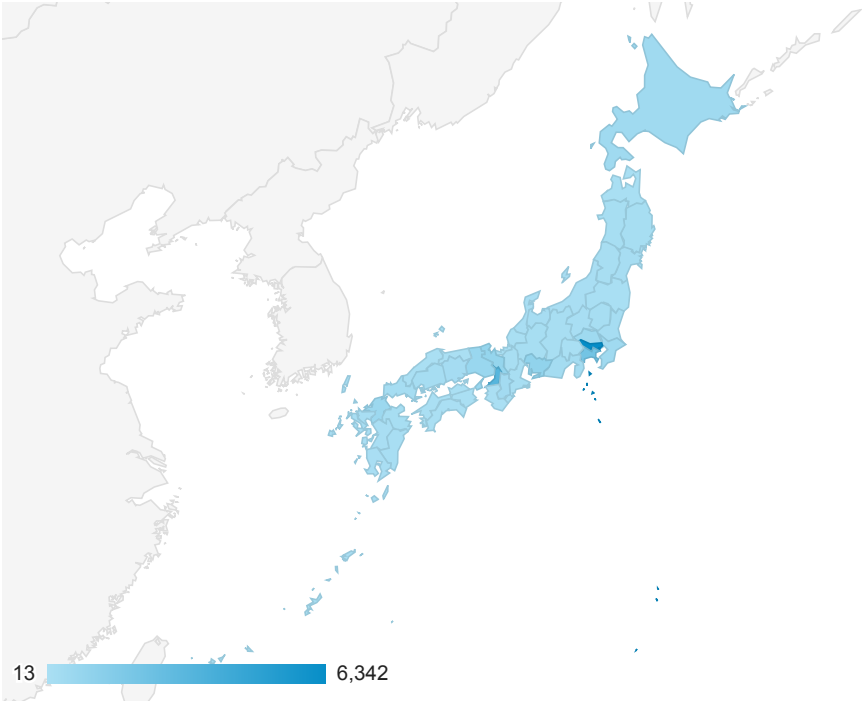
| | | | | | | | | | | |
|-----|-------|--------------|---------|--------------|---------|------|----------|-------|--------------|-------------------|
| 80. | Syria | 1 (0.00%) | 100.00% | 1 (0.01%) | 100.00% | 1.00 | 00:00:00 | 0.00% | 0 (0.00%) | \$0.00 (0.00%) |
|-----|-------|--------------|---------|--------------|---------|------|----------|-------|--------------|-------------------|

すべて » 国: Japan

すべてのユーザー
40.09% セッション

地図表示

サマリー



| 地域 | 集客 | | | 行動 | | | コンバージョン | | |
|-------------------------|---|---|--|--|-------------------------------------|--|--------------------------------------|--------------------------------|--|
| | セッション | 新規セッション率 | 新規ユーザー | 直帰率 | ページ/セッション | 平均セッション時間 | コンバージョン率 | 目標の完了数 | 目標値 |
| | 19,323 全体に対する割合: 40.09% (48,202) | 43.85% ビューの平均: 35.34% (24.10%) | 8,474 全体に対する割合: 49.75% (17,034) | 30.38% ビューの平均: 34.68% (-12.39%) | 5.21 ビューの平均: 5.31 (-1.81%) | 00:06:15 ビューの平均: 00:07:24 (-15.69%) | 0.00% ビューの平均: 0.00% (0.00%) | 0 全体に対する割合: 0.00% (0) | \$0.00 全体に対する割合: 0.00% (\$0.00) |
| 1. Tokyo | 6,342 (32.82%) | 46.34% | 2,939 (34.68%) | 33.21% | 4.99 | 00:05:33 | 0.00% | 0 (0.00%) | \$0.00 (0.00%) |
| 2. Osaka Prefecture | 3,187 (16.49%) | 34.30% | 1,093 (12.90%) | 31.00% | 5.18 | 00:06:55 | 0.00% | 0 (0.00%) | \$0.00 (0.00%) |
| 3. Kanagawa Prefecture | 2,114 (10.94%) | 50.38% | 1,065 (12.57%) | 31.65% | 4.50 | 00:04:37 | 0.00% | 0 (0.00%) | \$0.00 (0.00%) |
| 4. Aichi Prefecture | 975 (5.05%) | 52.10% | 508 (5.99%) | 29.03% | 4.82 | 00:06:31 | 0.00% | 0 (0.00%) | \$0.00 (0.00%) |
| 5. Kyoto Prefecture | 823 (4.26%) | 44.96% | 370 (4.37%) | 25.88% | 6.30 | 00:08:12 | 0.00% | 0 (0.00%) | \$0.00 (0.00%) |
| 6. Hyogo Prefecture | 654 (3.38%) | 31.04% | 203 (2.40%) | 22.02% | 6.94 | 00:11:36 | 0.00% | 0 (0.00%) | \$0.00 (0.00%) |
| 7. Fukuoka Prefecture | 551 (2.85%) | 48.28% | 266 (3.14%) | 28.86% | 5.41 | 00:06:10 | 0.00% | 0 (0.00%) | \$0.00 (0.00%) |
| 8. Saitama Prefecture | 429 (2.22%) | 53.15% | 228 (2.69%) | 30.30% | 4.74 | 00:03:33 | 0.00% | 0 (0.00%) | \$0.00 (0.00%) |
| 9. Hokkaido | 384 (1.99%) | 40.10% | 154 (1.82%) | 29.43% | 4.07 | 00:04:46 | 0.00% | 0 (0.00%) | \$0.00 (0.00%) |
| 10. Chiba Prefecture | 379 (1.96%) | 56.20% | 213 (2.51%) | 29.55% | 4.82 | 00:04:05 | 0.00% | 0 (0.00%) | \$0.00 (0.00%) |
| 11. Nara Prefecture | 292 (1.51%) | 20.21% | 59 (0.70%) | 20.89% | 4.87 | 00:06:43 | 0.00% | 0 (0.00%) | \$0.00 (0.00%) |
| 12. Shizuoka Prefecture | 254 (1.31%) | 58.66% | 149 (1.76%) | 19.69% | 5.04 | 00:03:58 | 0.00% | 0 (0.00%) | \$0.00 (0.00%) |

| | | | | | | | | | | |
|-----|----------------------|-----------------------|--------|----------------------|--------|-------|----------|------------------|---------------------|--------------------------|
| 13. | Okayama Prefecture | 209 (1.08%) | 23.92% | 50 (0.59%) | 19.62% | 4.26 | 00:05:01 | 0.00% (0.00%) | 0 (0.00%) | \$0.00 (0.00%) |
| 14. | Ibaraki Prefecture | 184 (0.95%) | 40.22% | 74 (0.87%) | 39.67% | 5.55 | 00:08:50 | 0.00% (0.00%) | 0 (0.00%) | \$0.00 (0.00%) |
| 15. | Yamaguchi Prefecture | 152 (0.79%) | 18.42% | 28 (0.33%) | 26.32% | 5.99 | 00:12:01 | 0.00% (0.00%) | 0 (0.00%) | \$0.00 (0.00%) |
| 16. | Hiroshima Prefecture | 148 (0.77%) | 49.32% | 73 (0.86%) | 46.62% | 5.02 | 00:03:41 | 0.00% (0.00%) | 0 (0.00%) | \$0.00 (0.00%) |
| 17. | Toyama Prefecture | 142 (0.73%) | 38.03% | 54 (0.64%) | 25.35% | 7.01 | 00:08:10 | 0.00% (0.00%) | 0 (0.00%) | \$0.00 (0.00%) |
| 18. | Miyagi Prefecture | 136 (0.70%) | 45.59% | 62 (0.73%) | 19.85% | 5.28 | 00:04:12 | 0.00% (0.00%) | 0 (0.00%) | \$0.00 (0.00%) |
| 19. | Akita Prefecture | 126 (0.65%) | 22.22% | 28 (0.33%) | 13.49% | 6.33 | 00:12:36 | 0.00% (0.00%) | 0 (0.00%) | \$0.00 (0.00%) |
| 20. | Gifu Prefecture | 120 (0.62%) | 34.17% | 41 (0.48%) | 19.17% | 5.33 | 00:09:37 | 0.00% (0.00%) | 0 (0.00%) | \$0.00 (0.00%) |
| 21. | Iwate Prefecture | 113 (0.58%) | 23.01% | 26 (0.31%) | 14.16% | 5.31 | 00:15:20 | 0.00% (0.00%) | 0 (0.00%) | \$0.00 (0.00%) |
| 22. | Tochigi Prefecture | 110 (0.57%) | 48.18% | 53 (0.63%) | 18.18% | 13.65 | 00:17:26 | 0.00% (0.00%) | 0 (0.00%) | \$0.00 (0.00%) |
| 23. | Oita Prefecture | 110 (0.57%) | 64.55% | 71 (0.84%) | 29.09% | 5.06 | 00:05:56 | 0.00% (0.00%) | 0 (0.00%) | \$0.00 (0.00%) |
| 24. | Shiga Prefecture | 106 (0.55%) | 36.79% | 39 (0.46%) | 30.19% | 6.20 | 00:07:42 | 0.00% (0.00%) | 0 (0.00%) | \$0.00 (0.00%) |
| 25. | Okinawa Prefecture | 101 (0.52%) | 72.28% | 73 (0.86%) | 30.69% | 5.64 | 00:04:02 | 0.00% (0.00%) | 0 (0.00%) | \$0.00 (0.00%) |
| 26. | Nagano Prefecture | 99 (0.51%) | 49.49% | 49 (0.58%) | 20.20% | 6.19 | 00:08:04 | 0.00% (0.00%) | 0 (0.00%) | \$0.00 (0.00%) |
| 27. | Mie Prefecture | 89 (0.46%) | 29.21% | 26 (0.31%) | 32.58% | 4.92 | 00:05:03 | 0.00% (0.00%) | 0 (0.00%) | \$0.00 (0.00%) |
| 28. | Yamagata Prefecture | 86 (0.45%) | 20.93% | 18 (0.21%) | 77.91% | 1.80 | 00:01:14 | 0.00% (0.00%) | 0 (0.00%) | \$0.00 (0.00%) |
| 29. | Gunma Prefecture | 83 (0.43%) | 54.22% | 45 (0.53%) | 40.96% | 4.60 | 00:03:54 | 0.00% (0.00%) | 0 (0.00%) | \$0.00 (0.00%) |
| 30. | Saga Prefecture | 81 (0.42%) | 30.86% | 25 (0.30%) | 18.52% | 4.81 | 00:08:54 | 0.00% (0.00%) | 0 (0.00%) | \$0.00 (0.00%) |
| 31. | Nagasaki Prefecture | 80 (0.41%) | 35.00% | 28 (0.33%) | 11.25% | 6.46 | 00:09:11 | 0.00% (0.00%) | 0 (0.00%) | \$0.00 (0.00%) |
| 32. | Miyazaki Prefecture | 72 (0.37%) | 50.00% | 36 (0.42%) | 33.33% | 5.19 | 00:04:19 | 0.00% (0.00%) | 0 (0.00%) | \$0.00 (0.00%) |
| 33. | Kagoshima Prefecture | 61 (0.32%) | 44.26% | 27 (0.32%) | 49.18% | 3.79 | 00:02:39 | 0.00% (0.00%) | 0 (0.00%) | \$0.00 (0.00%) |
| 34. | Ishikawa Prefecture | 60 (0.31%) | 50.00% | 30 (0.35%) | 26.67% | 4.57 | 00:06:50 | 0.00% (0.00%) | 0 (0.00%) | \$0.00 (0.00%) |
| 35. | Kumamoto Prefecture | 57 (0.29%) | 45.61% | 26 (0.31%) | 15.79% | 8.56 | 00:08:14 | 0.00% (0.00%) | 0 (0.00%) | \$0.00 (0.00%) |
| 36. | Niigata Prefecture | 55 (0.28%) | 65.45% | 36 (0.42%) | 32.73% | 3.25 | 00:01:07 | 0.00% (0.00%) | 0 (0.00%) | \$0.00 (0.00%) |
| 37. | Aomori Prefecture | 50 (0.26%) | 30.00% | 15 (0.18%) | 24.00% | 10.48 | 00:08:18 | 0.00% (0.00%) | 0 (0.00%) | \$0.00 (0.00%) |
| 38. | Fukushima Prefecture | 45 (0.23%) | 71.11% | 32 (0.38%) | 33.33% | 4.44 | 00:02:00 | 0.00% (0.00%) | 0 (0.00%) | \$0.00 (0.00%) |
| 39. | Yamanashi Prefecture | 35 (0.18%) | 62.86% | 22 (0.26%) | 25.71% | 4.57 | 00:03:45 | 0.00% (0.00%) | 0 (0.00%) | \$0.00 (0.00%) |
| 40. | Fukui Prefecture | 33 (0.17%) | 66.67% | 22 (0.26%) | 30.30% | 5.52 | 00:05:36 | 0.00% (0.00%) | 0 (0.00%) | \$0.00 (0.00%) |
| 41. | Ehime Prefecture | 32 (0.17%) | 78.12% | 25 (0.30%) | 46.88% | 4.38 | 00:02:31 | 0.00% (0.00%) | 0 (0.00%) | \$0.00 (0.00%) |
| 42. | Kochi Prefecture | 32 (0.17%) | 59.38% | 19 (0.22%) | 40.62% | 4.91 | 00:03:08 | 0.00% (0.00%) | 0 (0.00%) | \$0.00 (0.00%) |
| 43. | (not set) | 30 (0.16%) | 56.67% | 17 (0.20%) | 40.00% | 3.97 | 00:02:23 | 0.00% (0.00%) | 0 (0.00%) | \$0.00 (0.00%) |
| 44. | Wakayama Prefecture | 27 (0.14%) | 48.15% | 13 (0.15%) | 11.11% | 34.37 | 00:30:20 | 0.00% (0.00%) | 0 (0.00%) | \$0.00 (0.00%) |
| 45. | Kagawa Prefecture | 25 (0.13%) | 68.00% | 17 (0.20%) | 28.00% | 9.60 | 00:05:59 | 0.00% (0.00%) | 0 (0.00%) | \$0.00 (0.00%) |
| 46. | Shizuoka Prefecture | 19 (0.10%) | 49.11% | 8 (0.09%) | 26.32% | 6.81 | 00:01:00 | 0.00% (0.00%) | 0 (0.00%) | \$0.00 (0.00%) |

| | | | | | | | | | |
|--------------------------|----------------------|--------|---------------|--------|------|----------|-------|--------------|-------------------|
| 46. Shimane Prefecture | (0.10%) | 42.11% | (0.09%) | 26.32% | 3.21 | 00:01:02 | 0.00% | (0.00%) | (0.00%) |
| 47. Tottori Prefecture | 18 (0.09%) | 44.44% | 8 (0.09%) | 50.00% | 4.83 | 00:01:25 | 0.00% | 0 (0.00%) | \$0.00 (0.00%) |
| 48. Tokushima Prefecture | 13 (0.07%) | 84.62% | 11 (0.13%) | 38.46% | 3.62 | 00:01:11 | 0.00% | 0 (0.00%) | \$0.00 (0.00%) |

地域

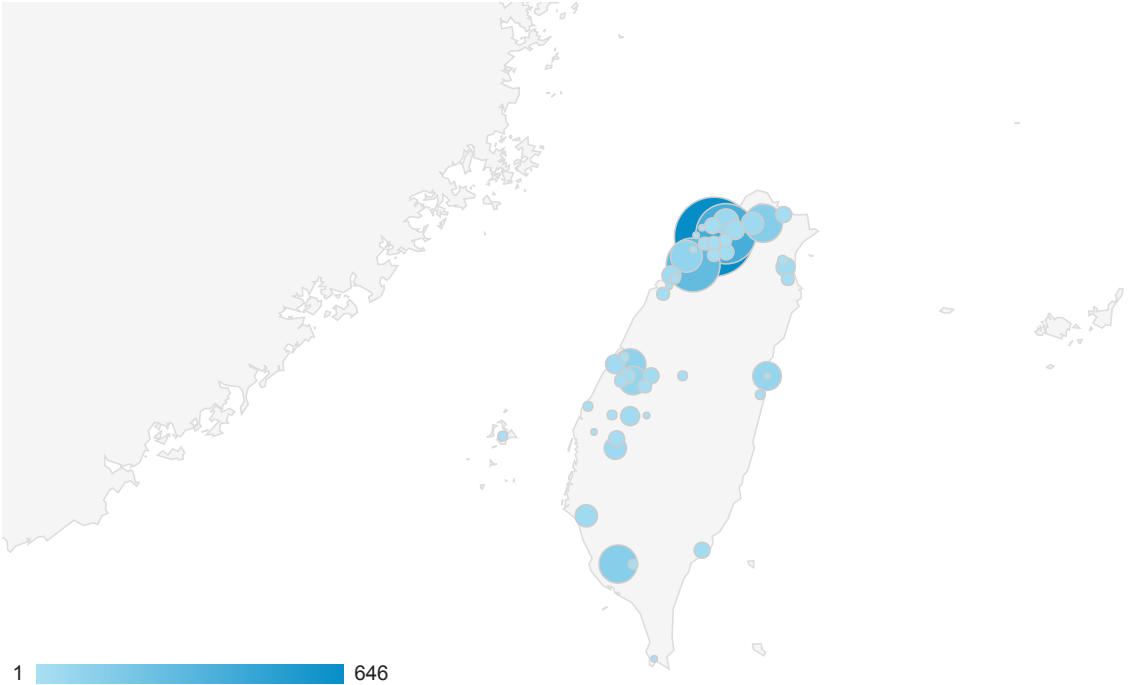
2016/06/01 - 2016/06/30

すべて » 国: Taiwan

すべてのユーザー
27.66% セッション

地図表示

サマリー



| 市区町村 | 集客 | | | 行動 | | | コンバージョン | | |
|---------------------|---|--|--|--|-------------------------------------|--|--------------------------------------|--------------------------------|--|
| | セッション | 新規セッション率 | 新規ユーザー | 直帰率 | ページ/セッション | 平均セッション時間 | コンバージョン率 | 目標の完了数 | 目標値 |
| | 13,332 全体に対する割合: 27.66% (48,202) | 27.12% ビューの平均: 35.34% (-23.27%) | 3,615 全体に対する割合: 21.22% (17,034) | 38.07% ビューの平均: 34.68% (9.78%) | 5.21 ビューの平均: 5.31 (-1.88%) | 00:07:28 ビューの平均: 00:07:24 (0.78%) | 0.00% ビューの平均: 0.00% (0.00%) | 0 全体に対する割合: 0.00% (0) | \$0.00 全体に対する割合: 0.00% (0.00) |
| 1. (not set) | 10,676 (80.08%) | 27.30% | 2,915 (80.64%) | 38.78% | 5.24 | 00:07:30 | 0.00% | 0 (0.00%) | \$0.00 (0.00%) |
| 2. Zhongli District | 646 (4.85%) | 26.01% | 168 (4.65%) | 34.83% | 5.43 | 00:08:08 | 0.00% | 0 (0.00%) | \$0.00 (0.00%) |
| 3. Taoyuan District | 390 (2.93%) | 24.10% | 94 (2.60%) | 34.62% | 4.83 | 00:08:01 | 0.00% | 0 (0.00%) | \$0.00 (0.00%) |
| 4. Zhudong Township | 280 (2.10%) | 23.57% | 66 (1.83%) | 34.64% | 5.16 | 00:07:12 | 0.00% | 0 (0.00%) | \$0.00 (0.00%) |
| 5. Neihu District | 146 (1.10%) | 23.29% | 34 (0.94%) | 40.41% | 3.62 | 00:05:37 | 0.00% | 0 (0.00%) | \$0.00 (0.00%) |
| 6. Pingtung City | 137 (1.03%) | 27.01% | 37 (1.02%) | 27.74% | 10.54 | 00:09:59 | 0.00% | 0 (0.00%) | \$0.00 (0.00%) |
| 7. Changhua City | 106 (0.80%) | 16.98% | 18 (0.50%) | 49.06% | 3.11 | 00:03:26 | 0.00% | 0 (0.00%) | \$0.00 (0.00%) |
| 8. Zhubei City | 93 (0.70%) | 24.73% | 23 (0.64%) | 34.41% | 4.14 | 00:06:10 | 0.00% | 0 (0.00%) | \$0.00 (0.00%) |
| 9. Yuanlin City | 84 (0.63%) | 15.48% | 13 (0.36%) | 29.76% | 4.63 | 00:10:22 | 0.00% | 0 (0.00%) | \$0.00 (0.00%) |
| 10. Hualien City | 78 (0.59%) | 19.23% | 15 (0.41%) | 39.74% | 4.33 | 00:06:15 | 0.00% | 0 (0.00%) | \$0.00 (0.00%) |
| 11. Luzhu District | 57 (0.43%) | 12.28% | 7 (0.19%) | 78.95% | 1.91 | 00:02:52 | 0.00% | 0 (0.00%) | \$0.00 (0.00%) |
| 12. Chiayi City | 51 (0.38%) | 37.25% | 19 (0.53%) | 31.37% | 4.75 | 00:04:13 | 0.00% | 0 (0.00%) | \$0.00 (0.00%) |

| | | | | | | | | | | |
|-----|-------------------|------------------------------|---------|------------------------------|--------|-------|----------|-------|-----------------------------|----------------------------------|
| 13. | Sanzhong District | 46 <small>(0.35%)</small> | 32.61% | 15 <small>(0.41%)</small> | 28.26% | 10.65 | 00:20:21 | 0.00% | 0 <small>(0.00%)</small> | \$0.00 <small>(0.00%)</small> |
| 14. | Tainan City | 42 <small>(0.32%)</small> | 14.29% | 6 <small>(0.17%)</small> | 38.10% | 3.64 | 00:04:36 | 0.00% | 0 <small>(0.00%)</small> | \$0.00 <small>(0.00%)</small> |
| 15. | Lukang Township | 37 <small>(0.28%)</small> | 8.11% | 3 <small>(0.08%)</small> | 2.70% | 2.32 | 00:00:45 | 0.00% | 0 <small>(0.00%)</small> | \$0.00 <small>(0.00%)</small> |
| 16. | Douliu City | 36 <small>(0.27%)</small> | 75.00% | 27 <small>(0.75%)</small> | 36.11% | 5.97 | 00:11:35 | 0.00% | 0 <small>(0.00%)</small> | \$0.00 <small>(0.00%)</small> |
| 17. | Yilan City | 35 <small>(0.26%)</small> | 48.57% | 17 <small>(0.47%)</small> | 34.29% | 5.14 | 00:03:29 | 0.00% | 0 <small>(0.00%)</small> | \$0.00 <small>(0.00%)</small> |
| 18. | Zhunan Township | 31 <small>(0.23%)</small> | 32.26% | 10 <small>(0.28%)</small> | 29.03% | 3.94 | 00:02:52 | 0.00% | 0 <small>(0.00%)</small> | \$0.00 <small>(0.00%)</small> |
| 19. | Guishan District | 29 <small>(0.22%)</small> | 62.07% | 18 <small>(0.50%)</small> | 51.72% | 3.90 | 00:04:46 | 0.00% | 0 <small>(0.00%)</small> | \$0.00 <small>(0.00%)</small> |
| 20. | Taitung City | 28 <small>(0.21%)</small> | 14.29% | 4 <small>(0.11%)</small> | 39.29% | 4.36 | 00:08:08 | 0.00% | 0 <small>(0.00%)</small> | \$0.00 <small>(0.00%)</small> |
| 21. | Caotun Township | 27 <small>(0.20%)</small> | 37.04% | 10 <small>(0.28%)</small> | 37.04% | 4.56 | 00:02:14 | 0.00% | 0 <small>(0.00%)</small> | \$0.00 <small>(0.00%)</small> |
| 22. | Daxi District | 24 <small>(0.18%)</small> | 29.17% | 7 <small>(0.19%)</small> | 25.00% | 5.92 | 00:10:16 | 0.00% | 0 <small>(0.00%)</small> | \$0.00 <small>(0.00%)</small> |
| 23. | Dacun Township | 24 <small>(0.18%)</small> | 33.33% | 8 <small>(0.22%)</small> | 25.00% | 3.88 | 00:10:22 | 0.00% | 0 <small>(0.00%)</small> | \$0.00 <small>(0.00%)</small> |
| 24. | Minxiong Township | 21 <small>(0.16%)</small> | 52.38% | 11 <small>(0.30%)</small> | 4.76% | 4.67 | 00:07:49 | 0.00% | 0 <small>(0.00%)</small> | \$0.00 <small>(0.00%)</small> |
| 25. | Keelung City | 20 <small>(0.15%)</small> | 20.00% | 4 <small>(0.11%)</small> | 30.00% | 3.10 | 00:04:18 | 0.00% | 0 <small>(0.00%)</small> | \$0.00 <small>(0.00%)</small> |
| 26. | Dayuan District | 18 <small>(0.14%)</small> | 33.33% | 6 <small>(0.17%)</small> | 33.33% | 3.83 | 00:07:02 | 0.00% | 0 <small>(0.00%)</small> | \$0.00 <small>(0.00%)</small> |
| 27. | Luodong Township | 16 <small>(0.12%)</small> | 43.75% | 7 <small>(0.19%)</small> | 31.25% | 8.81 | 00:08:43 | 0.00% | 0 <small>(0.00%)</small> | \$0.00 <small>(0.00%)</small> |
| 28. | Miaoli City | 16 <small>(0.12%)</small> | 12.50% | 2 <small>(0.06%)</small> | 50.00% | 2.19 | 00:02:02 | 0.00% | 0 <small>(0.00%)</small> | \$0.00 <small>(0.00%)</small> |
| 29. | Nantou City | 15 <small>(0.11%)</small> | 46.67% | 7 <small>(0.19%)</small> | 60.00% | 2.40 | 00:02:14 | 0.00% | 0 <small>(0.00%)</small> | \$0.00 <small>(0.00%)</small> |
| 30. | Yangmei District | 14 <small>(0.11%)</small> | 21.43% | 3 <small>(0.08%)</small> | 14.29% | 5.07 | 00:04:13 | 0.00% | 0 <small>(0.00%)</small> | \$0.00 <small>(0.00%)</small> |
| 31. | Xihu Township | 13 <small>(0.10%)</small> | 15.38% | 2 <small>(0.06%)</small> | 23.08% | 5.08 | 00:13:25 | 0.00% | 0 <small>(0.00%)</small> | \$0.00 <small>(0.00%)</small> |
| 32. | Bade District | 11 <small>(0.08%)</small> | 18.18% | 2 <small>(0.06%)</small> | 54.55% | 2.82 | 00:02:35 | 0.00% | 0 <small>(0.00%)</small> | \$0.00 <small>(0.00%)</small> |
| 33. | Pingzhen District | 10 <small>(0.08%)</small> | 50.00% | 5 <small>(0.14%)</small> | 20.00% | 3.80 | 00:03:39 | 0.00% | 0 <small>(0.00%)</small> | \$0.00 <small>(0.00%)</small> |
| 34. | Longtan District | 10 <small>(0.08%)</small> | 50.00% | 5 <small>(0.14%)</small> | 20.00% | 9.30 | 00:08:11 | 0.00% | 0 <small>(0.00%)</small> | \$0.00 <small>(0.00%)</small> |
| 35. | Toufen City | 9 <small>(0.07%)</small> | 33.33% | 3 <small>(0.08%)</small> | 22.22% | 3.78 | 00:01:44 | 0.00% | 0 <small>(0.00%)</small> | \$0.00 <small>(0.00%)</small> |
| 36. | Puli Township | 8 <small>(0.06%)</small> | 37.50% | 3 <small>(0.08%)</small> | 0.00% | 7.88 | 00:04:31 | 0.00% | 0 <small>(0.00%)</small> | \$0.00 <small>(0.00%)</small> |
| 37. | Neipu Township | 7 <small>(0.05%)</small> | 0.00% | 0 <small>(0.00%)</small> | 57.14% | 4.71 | 00:08:43 | 0.00% | 0 <small>(0.00%)</small> | \$0.00 <small>(0.00%)</small> |
| 38. | Shoufeng Township | 7 <small>(0.05%)</small> | 42.86% | 3 <small>(0.08%)</small> | 14.29% | 4.57 | 00:23:29 | 0.00% | 0 <small>(0.00%)</small> | \$0.00 <small>(0.00%)</small> |
| 39. | Magong City | 5 <small>(0.04%)</small> | 80.00% | 4 <small>(0.11%)</small> | 40.00% | 2.00 | 00:00:43 | 0.00% | 0 <small>(0.00%)</small> | \$0.00 <small>(0.00%)</small> |
| 40. | Hemei Township | 4 <small>(0.03%)</small> | 0.00% | 0 <small>(0.00%)</small> | 0.00% | 12.75 | 00:25:45 | 0.00% | 0 <small>(0.00%)</small> | \$0.00 <small>(0.00%)</small> |
| 41. | Huwei Township | 4 <small>(0.03%)</small> | 50.00% | 2 <small>(0.06%)</small> | 25.00% | 3.25 | 00:09:52 | 0.00% | 0 <small>(0.00%)</small> | \$0.00 <small>(0.00%)</small> |
| 42. | Jiaoxi Township | 4 <small>(0.03%)</small> | 75.00% | 3 <small>(0.08%)</small> | 50.00% | 2.25 | 00:00:57 | 0.00% | 0 <small>(0.00%)</small> | \$0.00 <small>(0.00%)</small> |
| 43. | Mailiao Township | 4 <small>(0.03%)</small> | 25.00% | 1 <small>(0.03%)</small> | 75.00% | 1.50 | 00:03:13 | 0.00% | 0 <small>(0.00%)</small> | \$0.00 <small>(0.00%)</small> |
| 44. | Zaoqiao Township | 3 <small>(0.02%)</small> | 33.33% | 1 <small>(0.03%)</small> | 33.33% | 3.00 | 00:09:53 | 0.00% | 0 <small>(0.00%)</small> | \$0.00 <small>(0.00%)</small> |
| 45. | Hukou Township | 2 <small>(0.02%)</small> | 50.00% | 1 <small>(0.03%)</small> | 0.00% | 7.00 | 00:06:39 | 0.00% | 0 <small>(0.00%)</small> | \$0.00 <small>(0.00%)</small> |
| 46. | Guangbin District | 2 <small>(0.02%)</small> | 100.00% | 2 <small>(0.06%)</small> | 50.00% | 0.50 | 00:01:40 | 0.00% | 0 <small>(0.00%)</small> | \$0.00 <small>(0.00%)</small> |

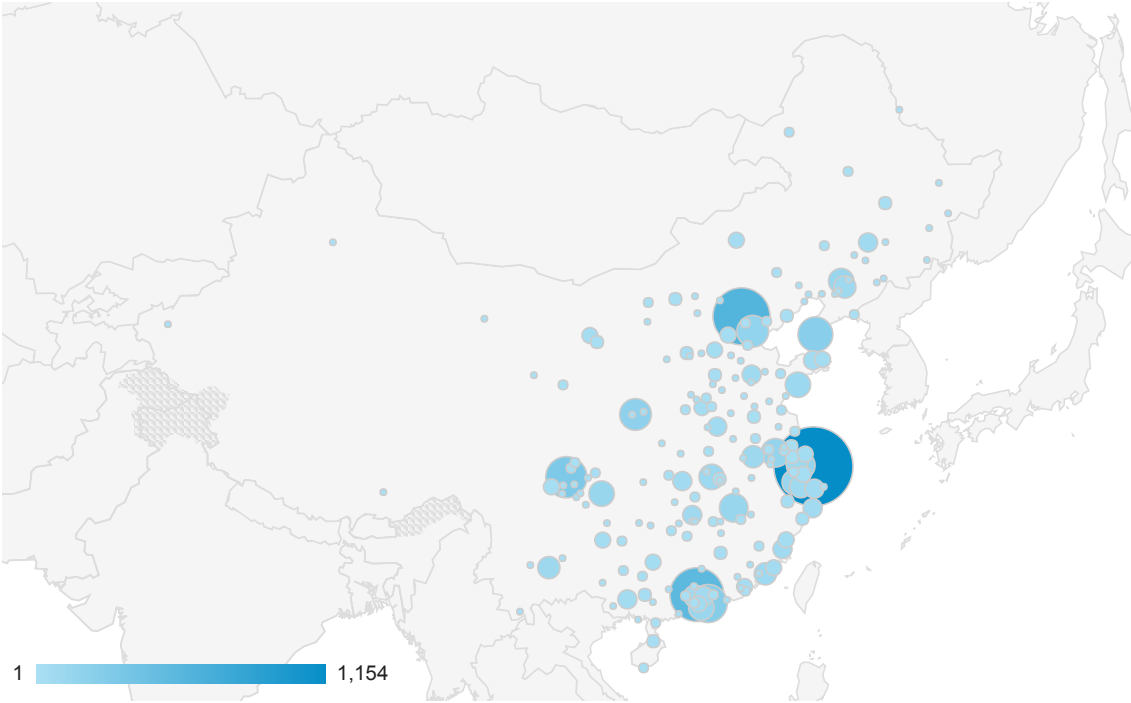
| | | | | | | | | | |
|---------------------------------------|---------------------|---------|---------------------|---------|------|----------|-------|---------------------|--------------------------|
| 46. Guanyin District | 2 (0.02%) | 100.00% | 1 (0.06%) | 50.00% | 3.50 | 00:01:43 | 0.00% | 0 (0.00%) | \$0.00 (0.00%) |
| 47. Hengchun Township | 2 (0.02%) | 50.00% | 1 (0.03%) | 0.00% | 3.00 | 00:00:21 | 0.00% | 0 (0.00%) | \$0.00 (0.00%) |
| 48. Hua-Lien | 1 (0.01%) | 0.00% | 0 (0.00%) | 0.00% | 3.00 | 00:00:45 | 0.00% | 0 (0.00%) | \$0.00 (0.00%) |
| 49. Beigang Township | 1 (0.01%) | 100.00% | 1 (0.03%) | 100.00% | 1.00 | 00:00:00 | 0.00% | 0 (0.00%) | \$0.00 (0.00%) |
| 50. Zhushan Township | 1 (0.01%) | 100.00% | 1 (0.03%) | 0.00% | 6.00 | 00:00:38 | 0.00% | 0 (0.00%) | \$0.00 (0.00%) |
| 51. Xinwu District | 1 (0.01%) | 100.00% | 1 (0.03%) | 100.00% | 1.00 | 00:00:00 | 0.00% | 0 (0.00%) | \$0.00 (0.00%) |

すべて » 国: China

すべてのユーザー
15.34% セッション

地図表示

サマリー



| 市区町村 | 集客 | | | 行動 | | | コンバージョン | | |
|---------------|--|--|--|--|--------------------------------------|--|--------------------------------------|--------------------------------|--|
| | セッション | 新規セッション率 | 新規ユーザー | 直帰率 | ページ/セッション | 平均セッション時間 | コンバージョン率 | 目標の完了数 | 目標値 |
| | 7,395 全体に対する割合: 15.34% (48,202) | 29.78% ビューの平均: 35.34% (-15.74%) | 2,202 全体に対する割合: 12.93% (17,034) | 35.08% ビューの平均: 34.68% (1.14%) | 4.64 ビューの平均: 5.31 (-12.56%) | 00:07:59 ビューの平均: 00:07:24 (7.71%) | 0.00% ビューの平均: 0.00% (0.00%) | 0 全体に対する割合: 0.00% (0) | \$0.00 全体に対する割合: 0.00% (\$0.00) |
| 1. Shanghai | 1,154 (15.61%) | 22.36% | 258 (11.72%) | 32.84% | 4.98 | 00:11:24 | 0.00% | 0 (0.00%) | \$0.00 (0.00%) |
| 2. Beijing | 608 (8.22%) | 32.07% | 195 (8.86%) | 41.28% | 4.28 | 00:05:19 | 0.00% | 0 (0.00%) | \$0.00 (0.00%) |
| 3. Guangzhou | 541 (7.32%) | 24.95% | 135 (6.13%) | 36.97% | 3.80 | 00:05:42 | 0.00% | 0 (0.00%) | \$0.00 (0.00%) |
| 4. Chengdu | 316 (4.27%) | 24.37% | 77 (3.50%) | 32.28% | 5.96 | 00:15:27 | 0.00% | 0 (0.00%) | \$0.00 (0.00%) |
| 5. Shenzhen | 252 (3.41%) | 26.98% | 68 (3.09%) | 41.67% | 4.62 | 00:08:09 | 0.00% | 0 (0.00%) | \$0.00 (0.00%) |
| 6. Dalian | 235 (3.18%) | 23.83% | 56 (2.54%) | 37.02% | 6.17 | 00:11:18 | 0.00% | 0 (0.00%) | \$0.00 (0.00%) |
| 7. Xi'an | 193 (2.61%) | 31.09% | 60 (2.72%) | 25.91% | 5.43 | 00:10:13 | 0.00% | 0 (0.00%) | \$0.00 (0.00%) |
| 8. Tianjin | 166 (2.24%) | 25.90% | 43 (1.95%) | 40.36% | 2.98 | 00:02:35 | 0.00% | 0 (0.00%) | \$0.00 (0.00%) |
| 9. Nanjing | 154 (2.08%) | 32.47% | 50 (2.27%) | 31.17% | 4.34 | 00:08:06 | 0.00% | 0 (0.00%) | \$0.00 (0.00%) |
| 10. Suzhou | 148 (2.00%) | 49.32% | 73 (3.32%) | 38.51% | 5.28 | 00:05:43 | 0.00% | 0 (0.00%) | \$0.00 (0.00%) |
| 11. Nanchang | 129 (1.74%) | 29.46% | 38 (1.73%) | 34.11% | 5.09 | 00:07:05 | 0.00% | 0 (0.00%) | \$0.00 (0.00%) |
| 12. Chongqing | 127 (1.72%) | 42.52% | 54 (2.45%) | 34.65% | 3.17 | 00:03:47 | 0.00% | 0 (0.00%) | \$0.00 (0.00%) |

| | | | | | | | | | | |
|-----|--------------|----------------|--------|---------------|--------|-------|----------|-------|--------------|-------------------|
| 13. | Shenyang | 123 (1.66%) | 49.59% | 61 (2.77%) | 14.63% | 6.57 | 00:16:20 | 0.00% | 0 (0.00%) | \$0.00 (0.00%) |
| 14. | Hangzhou | 116 (1.57%) | 51.72% | 60 (2.72%) | 38.79% | 4.54 | 00:08:08 | 0.00% | 0 (0.00%) | \$0.00 (0.00%) |
| 15. | Zhuhai | 113 (1.53%) | 15.04% | 17 (0.77%) | 32.74% | 3.45 | 00:05:01 | 0.00% | 0 (0.00%) | \$0.00 (0.00%) |
| 16. | Wuhan | 101 (1.37%) | 47.52% | 48 (2.18%) | 45.54% | 3.98 | 00:03:31 | 0.00% | 0 (0.00%) | \$0.00 (0.00%) |
| 17. | Qingdao | 99 (1.34%) | 30.30% | 30 (1.36%) | 44.44% | 4.05 | 00:04:31 | 0.00% | 0 (0.00%) | \$0.00 (0.00%) |
| 18. | Hefei | 95 (1.28%) | 35.79% | 34 (1.54%) | 53.68% | 3.71 | 00:04:35 | 0.00% | 0 (0.00%) | \$0.00 (0.00%) |
| 19. | Kunming | 95 (1.28%) | 24.21% | 23 (1.04%) | 22.11% | 10.09 | 00:18:29 | 0.00% | 0 (0.00%) | \$0.00 (0.00%) |
| 20. | Xiamen | 89 (1.20%) | 29.21% | 26 (1.18%) | 57.30% | 2.17 | 00:03:23 | 0.00% | 0 (0.00%) | \$0.00 (0.00%) |
| 21. | Benxi | 88 (1.19%) | 1.14% | 1 (0.05%) | 20.45% | 8.28 | 00:11:01 | 0.00% | 0 (0.00%) | \$0.00 (0.00%) |
| 22. | Wuxi | 81 (1.10%) | 45.68% | 37 (1.68%) | 24.69% | 4.02 | 00:04:09 | 0.00% | 0 (0.00%) | \$0.00 (0.00%) |
| 23. | Shaoxing | 75 (1.01%) | 6.67% | 5 (0.23%) | 26.67% | 5.01 | 00:12:22 | 0.00% | 0 (0.00%) | \$0.00 (0.00%) |
| 24. | Foshan | 73 (0.99%) | 17.81% | 13 (0.59%) | 26.03% | 3.37 | 00:05:29 | 0.00% | 0 (0.00%) | \$0.00 (0.00%) |
| 25. | Changchun | 72 (0.97%) | 25.00% | 18 (0.82%) | 34.72% | 3.49 | 00:05:06 | 0.00% | 0 (0.00%) | \$0.00 (0.00%) |
| 26. | Fuzhou | 71 (0.96%) | 14.08% | 10 (0.45%) | 22.54% | 4.45 | 00:07:03 | 0.00% | 0 (0.00%) | \$0.00 (0.00%) |
| 27. | Jinan | 70 (0.95%) | 47.14% | 33 (1.50%) | 47.14% | 4.34 | 00:05:52 | 0.00% | 0 (0.00%) | \$0.00 (0.00%) |
| 28. | Changsha | 67 (0.91%) | 41.79% | 28 (1.27%) | 50.75% | 3.22 | 00:03:19 | 0.00% | 0 (0.00%) | \$0.00 (0.00%) |
| 29. | Jingzhou | 66 (0.89%) | 59.09% | 39 (1.77%) | 56.06% | 2.44 | 00:01:29 | 0.00% | 0 (0.00%) | \$0.00 (0.00%) |
| 30. | Taizhou | 65 (0.88%) | 7.69% | 5 (0.23%) | 24.62% | 4.58 | 00:08:16 | 0.00% | 0 (0.00%) | \$0.00 (0.00%) |
| 31. | Zhoukou | 64 (0.87%) | 7.81% | 5 (0.23%) | 29.69% | 7.02 | 00:15:40 | 0.00% | 0 (0.00%) | \$0.00 (0.00%) |
| 32. | Ningbo | 57 (0.77%) | 31.58% | 18 (0.82%) | 36.84% | 3.95 | 00:05:10 | 0.00% | 0 (0.00%) | \$0.00 (0.00%) |
| 33. | Dongguan | 56 (0.76%) | 32.14% | 18 (0.82%) | 30.36% | 3.27 | 00:04:09 | 0.00% | 0 (0.00%) | \$0.00 (0.00%) |
| 34. | Yantai | 50 (0.68%) | 28.00% | 14 (0.64%) | 34.00% | 2.62 | 00:08:47 | 0.00% | 0 (0.00%) | \$0.00 (0.00%) |
| 35. | Nanning | 50 (0.68%) | 46.00% | 23 (1.04%) | 28.00% | 7.12 | 00:06:41 | 0.00% | 0 (0.00%) | \$0.00 (0.00%) |
| 36. | Zhongshan | 48 (0.65%) | 8.33% | 4 (0.18%) | 8.33% | 2.85 | 00:06:47 | 0.00% | 0 (0.00%) | \$0.00 (0.00%) |
| 37. | Quanzhou | 47 (0.64%) | 23.40% | 11 (0.50%) | 21.28% | 5.13 | 00:09:36 | 0.00% | 0 (0.00%) | \$0.00 (0.00%) |
| 38. | Shijiazhuang | 45 (0.61%) | 53.33% | 24 (1.09%) | 44.44% | 3.22 | 00:04:24 | 0.00% | 0 (0.00%) | \$0.00 (0.00%) |
| 39. | Nantong | 45 (0.61%) | 11.11% | 5 (0.23%) | 20.00% | 5.16 | 00:12:49 | 0.00% | 0 (0.00%) | \$0.00 (0.00%) |
| 40. | Ningde | 45 (0.61%) | 6.67% | 3 (0.14%) | 28.89% | 2.80 | 00:03:53 | 0.00% | 0 (0.00%) | \$0.00 (0.00%) |
| 41. | Alxa | 44 (0.59%) | 2.27% | 1 (0.05%) | 4.55% | 5.95 | 00:14:37 | 0.00% | 0 (0.00%) | \$0.00 (0.00%) |
| 42. | Guiyang | 42 (0.57%) | 40.48% | 17 (0.77%) | 23.81% | 4.38 | 00:05:17 | 0.00% | 0 (0.00%) | \$0.00 (0.00%) |
| 43. | Weihai | 41 (0.55%) | 31.71% | 13 (0.59%) | 21.95% | 4.83 | 00:05:55 | 0.00% | 0 (0.00%) | \$0.00 (0.00%) |
| 44. | Zhengzhou | 41 (0.55%) | 43.90% | 18 (0.82%) | 34.15% | 3.88 | 00:04:47 | 0.00% | 0 (0.00%) | \$0.00 (0.00%) |
| 45. | Guilin | 41 (0.55%) | 14.63% | 6 (0.27%) | 4.88% | 9.54 | 00:19:12 | 0.00% | 0 (0.00%) | \$0.00 (0.00%) |
| 46. | Xilin Gol | 37 (0.50%) | 25.14% | 13 (0.58%) | 27.28% | 2.65 | 00:04:14 | 0.00% | 0 (0.00%) | \$0.00 (0.00%) |

| | | | | | | | | | | |
|-----|-------------|---------------|--------|---------------|--------|-------|----------|-------|--------------|-------------------|
| | Xilin Gol | (0.50%) | 35.14% | (0.59%) | 27.03% | 3.65 | 00:04:14 | 0.00% | (0.00%) | (0.00%) |
| 47. | Jiaxing | 36 (0.49%) | 11.11% | 4 (0.18%) | 41.67% | 2.97 | 00:06:02 | 0.00% | 0 (0.00%) | \$0.00 (0.00%) |
| 48. | Ya'an | 35 (0.47%) | 0.00% | 0 (0.00%) | 62.86% | 1.60 | 00:04:32 | 0.00% | 0 (0.00%) | \$0.00 (0.00%) |
| 49. | (not set) | 34 (0.46%) | 23.53% | 8 (0.36%) | 44.12% | 3.88 | 00:05:42 | 0.00% | 0 (0.00%) | \$0.00 (0.00%) |
| 50. | Baoding | 33 (0.45%) | 84.85% | 28 (1.27%) | 30.30% | 4.45 | 00:03:23 | 0.00% | 0 (0.00%) | \$0.00 (0.00%) |
| 51. | Chaozhou | 32 (0.43%) | 15.62% | 5 (0.23%) | 21.88% | 2.88 | 00:11:31 | 0.00% | 0 (0.00%) | \$0.00 (0.00%) |
| 52. | Ganzhou | 29 (0.39%) | 51.72% | 15 (0.68%) | 31.03% | 4.72 | 00:07:53 | 0.00% | 0 (0.00%) | \$0.00 (0.00%) |
| 53. | Taiyuan | 28 (0.38%) | 35.71% | 10 (0.45%) | 46.43% | 3.07 | 00:05:40 | 0.00% | 0 (0.00%) | \$0.00 (0.00%) |
| 54. | Jinhua | 24 (0.32%) | 16.67% | 4 (0.18%) | 25.00% | 4.46 | 00:09:47 | 0.00% | 0 (0.00%) | \$0.00 (0.00%) |
| 55. | Haikou | 24 (0.32%) | 29.17% | 7 (0.32%) | 29.17% | 2.62 | 00:01:52 | 0.00% | 0 (0.00%) | \$0.00 (0.00%) |
| 56. | Handan | 23 (0.31%) | 21.74% | 5 (0.23%) | 13.04% | 12.17 | 00:10:33 | 0.00% | 0 (0.00%) | \$0.00 (0.00%) |
| 57. | Guigang | 23 (0.31%) | 0.00% | 0 (0.00%) | 13.04% | 10.30 | 00:13:38 | 0.00% | 0 (0.00%) | \$0.00 (0.00%) |
| 58. | Hohhot | 22 (0.30%) | 50.00% | 11 (0.50%) | 50.00% | 4.00 | 00:05:37 | 0.00% | 0 (0.00%) | \$0.00 (0.00%) |
| 59. | Qinhuangdao | 21 (0.28%) | 19.05% | 4 (0.18%) | 52.38% | 7.67 | 00:06:59 | 0.00% | 0 (0.00%) | \$0.00 (0.00%) |
| 60. | Wenzhou | 21 (0.28%) | 52.38% | 11 (0.50%) | 47.62% | 2.43 | 00:02:14 | 0.00% | 0 (0.00%) | \$0.00 (0.00%) |
| 61. | Huanggang | 21 (0.28%) | 80.95% | 17 (0.77%) | 47.62% | 2.29 | 00:00:32 | 0.00% | 0 (0.00%) | \$0.00 (0.00%) |
| 62. | Taizhou | 21 (0.28%) | 28.57% | 6 (0.27%) | 52.38% | 4.52 | 00:03:35 | 0.00% | 0 (0.00%) | \$0.00 (0.00%) |
| 63. | Xuzhou | 20 (0.27%) | 5.00% | 1 (0.05%) | 20.00% | 12.40 | 00:30:26 | 0.00% | 0 (0.00%) | \$0.00 (0.00%) |
| 64. | Harbin | 18 (0.24%) | 66.67% | 12 (0.54%) | 55.56% | 3.17 | 00:04:25 | 0.00% | 0 (0.00%) | \$0.00 (0.00%) |
| 65. | Yinchuan | 18 (0.24%) | 11.11% | 2 (0.09%) | 83.33% | 1.28 | 00:00:04 | 0.00% | 0 (0.00%) | \$0.00 (0.00%) |
| 66. | Changzhou | 17 (0.23%) | 76.47% | 13 (0.59%) | 64.71% | 2.41 | 00:00:46 | 0.00% | 0 (0.00%) | \$0.00 (0.00%) |
| 67. | Lianyungang | 16 (0.22%) | 18.75% | 3 (0.14%) | 68.75% | 1.81 | 00:02:41 | 0.00% | 0 (0.00%) | \$0.00 (0.00%) |
| 68. | Hechi | 16 (0.22%) | 12.50% | 2 (0.09%) | 75.00% | 1.44 | 00:03:08 | 0.00% | 0 (0.00%) | \$0.00 (0.00%) |
| 69. | Deyang | 15 (0.20%) | 20.00% | 3 (0.14%) | 20.00% | 6.60 | 00:12:09 | 0.00% | 0 (0.00%) | \$0.00 (0.00%) |
| 70. | Nanchong | 13 (0.18%) | 23.08% | 3 (0.14%) | 30.77% | 7.15 | 00:06:17 | 0.00% | 0 (0.00%) | \$0.00 (0.00%) |
| 71. | Liuzhou | 12 (0.16%) | 16.67% | 2 (0.09%) | 0.00% | 4.42 | 00:09:49 | 0.00% | 0 (0.00%) | \$0.00 (0.00%) |
| 72. | Langfang | 11 (0.15%) | 36.36% | 4 (0.18%) | 27.27% | 4.09 | 00:11:54 | 0.00% | 0 (0.00%) | \$0.00 (0.00%) |
| 73. | Bengbu | 11 (0.15%) | 0.00% | 0 (0.00%) | 18.18% | 5.36 | 00:10:56 | 0.00% | 0 (0.00%) | \$0.00 (0.00%) |
| 74. | Yichun | 11 (0.15%) | 45.45% | 5 (0.23%) | 45.45% | 3.45 | 00:03:11 | 0.00% | 0 (0.00%) | \$0.00 (0.00%) |
| 75. | Luoyang | 11 (0.15%) | 63.64% | 7 (0.32%) | 45.45% | 3.09 | 00:03:38 | 0.00% | 0 (0.00%) | \$0.00 (0.00%) |
| 76. | Shantou | 11 (0.15%) | 36.36% | 4 (0.18%) | 18.18% | 2.36 | 00:00:52 | 0.00% | 0 (0.00%) | \$0.00 (0.00%) |
| 77. | Hulun Buir | 11 (0.15%) | 9.09% | 1 (0.05%) | 81.82% | 1.36 | 00:00:15 | 0.00% | 0 (0.00%) | \$0.00 (0.00%) |
| 78. | Huzhou | 10 (0.14%) | 50.00% | 5 (0.23%) | 30.00% | 2.60 | 00:00:21 | 0.00% | 0 (0.00%) | \$0.00 (0.00%) |
| 79. | Fuzhou | 10 (0.14%) | 10.00% | 1 (0.05%) | 30.00% | 4.30 | 00:07:11 | 0.00% | 0 (0.00%) | \$0.00 (0.00%) |

| | | | | | | | | | | |
|------|-------------|---------------|---------|--------------|---------|-------|----------|-------|--------------|-------------------|
| 80. | Weifang | 10 (0.14%) | 30.00% | 3 (0.14%) | 60.00% | 2.90 | 00:01:41 | 0.00% | 0 (0.00%) | \$0.00 (0.00%) |
| 81. | Zhaoqing | 10 (0.14%) | 30.00% | 3 (0.14%) | 30.00% | 3.60 | 00:02:42 | 0.00% | 0 (0.00%) | \$0.00 (0.00%) |
| 82. | Chifeng | 9 (0.12%) | 11.11% | 1 (0.05%) | 55.56% | 5.67 | 00:11:42 | 0.00% | 0 (0.00%) | \$0.00 (0.00%) |
| 83. | Chuzhou | 9 (0.12%) | 33.33% | 3 (0.14%) | 33.33% | 3.00 | 00:01:36 | 0.00% | 0 (0.00%) | \$0.00 (0.00%) |
| 84. | Sanming | 9 (0.12%) | 44.44% | 4 (0.18%) | 33.33% | 3.44 | 00:02:37 | 0.00% | 0 (0.00%) | \$0.00 (0.00%) |
| 85. | Tangshan | 9 (0.12%) | 22.22% | 2 (0.09%) | 11.11% | 6.22 | 00:04:04 | 0.00% | 0 (0.00%) | \$0.00 (0.00%) |
| 86. | Xinyang | 8 (0.11%) | 25.00% | 2 (0.09%) | 25.00% | 3.62 | 00:05:01 | 0.00% | 0 (0.00%) | \$0.00 (0.00%) |
| 87. | Yichang | 8 (0.11%) | 100.00% | 8 (0.36%) | 37.50% | 2.50 | 00:01:15 | 0.00% | 0 (0.00%) | \$0.00 (0.00%) |
| 88. | Huizhou | 8 (0.11%) | 50.00% | 4 (0.18%) | 12.50% | 3.00 | 00:05:58 | 0.00% | 0 (0.00%) | \$0.00 (0.00%) |
| 89. | Zhanjiang | 8 (0.11%) | 25.00% | 2 (0.09%) | 37.50% | 2.62 | 00:03:23 | 0.00% | 0 (0.00%) | \$0.00 (0.00%) |
| 90. | Kaifeng | 7 (0.09%) | 85.71% | 6 (0.27%) | 85.71% | 1.29 | 00:00:06 | 0.00% | 0 (0.00%) | \$0.00 (0.00%) |
| 91. | Xinxiang | 7 (0.09%) | 42.86% | 3 (0.14%) | 42.86% | 6.71 | 00:11:57 | 0.00% | 0 (0.00%) | \$0.00 (0.00%) |
| 92. | Shaoyang | 7 (0.09%) | 42.86% | 3 (0.14%) | 14.29% | 4.71 | 00:08:55 | 0.00% | 0 (0.00%) | \$0.00 (0.00%) |
| 93. | Yueyang | 7 (0.09%) | 57.14% | 4 (0.18%) | 42.86% | 3.29 | 00:02:31 | 0.00% | 0 (0.00%) | \$0.00 (0.00%) |
| 94. | Jiangmen | 7 (0.09%) | 42.86% | 3 (0.14%) | 42.86% | 2.14 | 00:00:52 | 0.00% | 0 (0.00%) | \$0.00 (0.00%) |
| 95. | Zhenjiang | 7 (0.09%) | 100.00% | 7 (0.32%) | 85.71% | 2.14 | 00:00:45 | 0.00% | 0 (0.00%) | \$0.00 (0.00%) |
| 96. | Baotou | 6 (0.08%) | 50.00% | 3 (0.14%) | 0.00% | 4.83 | 00:03:45 | 0.00% | 0 (0.00%) | \$0.00 (0.00%) |
| 97. | Dandong | 6 (0.08%) | 16.67% | 1 (0.05%) | 66.67% | 1.50 | 00:03:59 | 0.00% | 0 (0.00%) | \$0.00 (0.00%) |
| 98. | Qiqihar | 6 (0.08%) | 33.33% | 2 (0.09%) | 66.67% | 7.17 | 00:02:32 | 0.00% | 0 (0.00%) | \$0.00 (0.00%) |
| 99. | Yancheng | 6 (0.08%) | 66.67% | 4 (0.18%) | 33.33% | 2.17 | 00:01:20 | 0.00% | 0 (0.00%) | \$0.00 (0.00%) |
| 100. | Hengyang | 6 (0.08%) | 0.00% | 0 (0.00%) | 100.00% | 1.00 | 00:00:00 | 0.00% | 0 (0.00%) | \$0.00 (0.00%) |
| 101. | Mianyang | 6 (0.08%) | 66.67% | 4 (0.18%) | 33.33% | 1.83 | 00:07:16 | 0.00% | 0 (0.00%) | \$0.00 (0.00%) |
| 102. | Lanzhou | 6 (0.08%) | 100.00% | 6 (0.27%) | 50.00% | 3.17 | 00:02:10 | 0.00% | 0 (0.00%) | \$0.00 (0.00%) |
| 103. | Tongliao | 6 (0.08%) | 33.33% | 2 (0.09%) | 33.33% | 11.17 | 00:14:41 | 0.00% | 0 (0.00%) | \$0.00 (0.00%) |
| 104. | Cangzhou | 6 (0.08%) | 83.33% | 5 (0.23%) | 50.00% | 4.50 | 00:07:18 | 0.00% | 0 (0.00%) | \$0.00 (0.00%) |
| 105. | Qiandongnan | 6 (0.08%) | 66.67% | 4 (0.18%) | 16.67% | 3.50 | 00:02:42 | 0.00% | 0 (0.00%) | \$0.00 (0.00%) |
| 106. | Sanya | 6 (0.08%) | 0.00% | 0 (0.00%) | 33.33% | 3.17 | 00:06:40 | 0.00% | 0 (0.00%) | \$0.00 (0.00%) |
| 107. | Huai'an | 5 (0.07%) | 100.00% | 5 (0.23%) | 40.00% | 2.20 | 00:00:25 | 0.00% | 0 (0.00%) | \$0.00 (0.00%) |
| 108. | Longyan | 5 (0.07%) | 0.00% | 0 (0.00%) | 0.00% | 4.20 | 00:03:26 | 0.00% | 0 (0.00%) | \$0.00 (0.00%) |
| 109. | Linyi | 5 (0.07%) | 80.00% | 4 (0.18%) | 0.00% | 6.20 | 00:05:48 | 0.00% | 0 (0.00%) | \$0.00 (0.00%) |
| 110. | Jieyang | 5 (0.07%) | 60.00% | 3 (0.14%) | 20.00% | 3.80 | 00:06:45 | 0.00% | 0 (0.00%) | \$0.00 (0.00%) |
| 111. | Yulin | 5 (0.07%) | 80.00% | 4 (0.18%) | 40.00% | 2.40 | 00:00:55 | 0.00% | 0 (0.00%) | \$0.00 (0.00%) |
| 112. | Leshan | 5 (0.07%) | 40.00% | 2 (0.09%) | 0.00% | 7.00 | 00:08:50 | 0.00% | 0 (0.00%) | \$0.00 (0.00%) |
| 113. | Luzhou | 5 (0.07%) | 40.00% | 2 (0.09%) | 20.00% | 3.60 | 00:00:56 | 0.00% | 0 (0.00%) | \$0.00 (0.00%) |

| | | | | | | | | | | |
|------|-------------|--------------|---------|--------------|---------|-------|----------|-------|--------------|-------------------|
| | Luzhou | (0.07%) | 40.00% | (0.09%) | 20.00% | 3.80 | 00:00:38 | 0.00% | (0.00%) | (0.00%) |
| 114. | Datong | 5 (0.07%) | 20.00% | 1 (0.05%) | 0.00% | 28.40 | 00:43:59 | 0.00% | 0 (0.00%) | \$0.00 (0.00%) |
| 115. | Wuhu | 4 (0.05%) | 50.00% | 2 (0.09%) | 25.00% | 5.00 | 00:01:13 | 0.00% | 0 (0.00%) | \$0.00 (0.00%) |
| 116. | Zhangzhou | 4 (0.05%) | 100.00% | 4 (0.18%) | 75.00% | 13.00 | 00:18:10 | 0.00% | 0 (0.00%) | \$0.00 (0.00%) |
| 117. | Rizhao | 4 (0.05%) | 100.00% | 4 (0.18%) | 25.00% | 3.25 | 00:01:00 | 0.00% | 0 (0.00%) | \$0.00 (0.00%) |
| 118. | Puyang | 4 (0.05%) | 50.00% | 2 (0.09%) | 25.00% | 2.50 | 00:00:34 | 0.00% | 0 (0.00%) | \$0.00 (0.00%) |
| 119. | Chuxiong | 4 (0.05%) | 75.00% | 3 (0.14%) | 50.00% | 2.75 | 00:01:42 | 0.00% | 0 (0.00%) | \$0.00 (0.00%) |
| 120. | Xianyang | 4 (0.05%) | 0.00% | 0 (0.00%) | 0.00% | 12.00 | 00:11:07 | 0.00% | 0 (0.00%) | \$0.00 (0.00%) |
| 121. | Urumqi | 4 (0.05%) | 75.00% | 3 (0.14%) | 75.00% | 1.50 | 00:00:06 | 0.00% | 0 (0.00%) | \$0.00 (0.00%) |
| 122. | Jinzhong | 4 (0.05%) | 25.00% | 1 (0.05%) | 75.00% | 1.25 | 00:01:03 | 0.00% | 0 (0.00%) | \$0.00 (0.00%) |
| 123. | Meizhou | 4 (0.05%) | 75.00% | 3 (0.14%) | 25.00% | 2.50 | 00:01:57 | 0.00% | 0 (0.00%) | \$0.00 (0.00%) |
| 124. | Suining | 4 (0.05%) | 25.00% | 1 (0.05%) | 0.00% | 4.00 | 00:02:22 | 0.00% | 0 (0.00%) | \$0.00 (0.00%) |
| 125. | Ziyang | 4 (0.05%) | 75.00% | 3 (0.14%) | 25.00% | 3.75 | 00:04:08 | 0.00% | 0 (0.00%) | \$0.00 (0.00%) |
| 126. | Zhangjiakou | 3 (0.04%) | 33.33% | 1 (0.05%) | 33.33% | 5.67 | 00:06:24 | 0.00% | 0 (0.00%) | \$0.00 (0.00%) |
| 127. | Anshan | 3 (0.04%) | 66.67% | 2 (0.09%) | 33.33% | 7.33 | 00:24:33 | 0.00% | 0 (0.00%) | \$0.00 (0.00%) |
| 128. | Fushun | 3 (0.04%) | 66.67% | 2 (0.09%) | 0.00% | 2.33 | 00:01:16 | 0.00% | 0 (0.00%) | \$0.00 (0.00%) |
| 129. | Jilin | 3 (0.04%) | 33.33% | 1 (0.05%) | 66.67% | 2.00 | 00:00:18 | 0.00% | 0 (0.00%) | \$0.00 (0.00%) |
| 130. | Siping | 3 (0.04%) | 0.00% | 0 (0.00%) | 33.33% | 1.67 | 00:00:04 | 0.00% | 0 (0.00%) | \$0.00 (0.00%) |
| 131. | Heihe | 3 (0.04%) | 0.00% | 0 (0.00%) | 33.33% | 9.00 | 00:11:11 | 0.00% | 0 (0.00%) | \$0.00 (0.00%) |
| 132. | Yangzhou | 3 (0.04%) | 100.00% | 3 (0.14%) | 66.67% | 1.33 | 00:00:10 | 0.00% | 0 (0.00%) | \$0.00 (0.00%) |
| 133. | Luohe | 3 (0.04%) | 100.00% | 3 (0.14%) | 100.00% | 1.00 | 00:00:00 | 0.00% | 0 (0.00%) | \$0.00 (0.00%) |
| 134. | Changde | 3 (0.04%) | 33.33% | 1 (0.05%) | 33.33% | 12.33 | 00:28:48 | 0.00% | 0 (0.00%) | \$0.00 (0.00%) |
| 135. | Lhasa | 3 (0.04%) | 33.33% | 1 (0.05%) | 66.67% | 1.33 | 00:00:05 | 0.00% | 0 (0.00%) | \$0.00 (0.00%) |
| 136. | Ezhou | 3 (0.04%) | 33.33% | 1 (0.05%) | 33.33% | 3.33 | 00:00:44 | 0.00% | 0 (0.00%) | \$0.00 (0.00%) |
| 137. | Jining | 3 (0.04%) | 66.67% | 2 (0.09%) | 33.33% | 2.33 | 00:02:53 | 0.00% | 0 (0.00%) | \$0.00 (0.00%) |
| 138. | Tai'an | 3 (0.04%) | 66.67% | 2 (0.09%) | 0.00% | 3.00 | 00:04:52 | 0.00% | 0 (0.00%) | \$0.00 (0.00%) |
| 139. | Liaoyang | 2 (0.03%) | 100.00% | 2 (0.09%) | 0.00% | 11.00 | 00:04:56 | 0.00% | 0 (0.00%) | \$0.00 (0.00%) |
| 140. | Jixi | 2 (0.03%) | 0.00% | 0 (0.00%) | 0.00% | 6.00 | 00:02:32 | 0.00% | 0 (0.00%) | \$0.00 (0.00%) |
| 141. | Mudanjiang | 2 (0.03%) | 50.00% | 1 (0.05%) | 0.00% | 6.00 | 00:06:06 | 0.00% | 0 (0.00%) | \$0.00 (0.00%) |
| 142. | Lu'an | 2 (0.03%) | 50.00% | 1 (0.05%) | 100.00% | 1.00 | 00:00:00 | 0.00% | 0 (0.00%) | \$0.00 (0.00%) |
| 143. | Xinyu | 2 (0.03%) | 100.00% | 2 (0.09%) | 0.00% | 11.50 | 00:08:39 | 0.00% | 0 (0.00%) | \$0.00 (0.00%) |
| 144. | Yingtian | 2 (0.03%) | 100.00% | 2 (0.09%) | 0.00% | 12.50 | 00:05:48 | 0.00% | 0 (0.00%) | \$0.00 (0.00%) |
| 145. | Zaozhuang | 2 (0.03%) | 0.00% | 0 (0.00%) | 50.00% | 1.50 | 00:00:02 | 0.00% | 0 (0.00%) | \$0.00 (0.00%) |
| 146. | Xiaogan | 2 (0.03%) | 100.00% | 2 (0.09%) | 50.00% | 1.50 | 00:00:05 | 0.00% | 0 (0.00%) | \$0.00 (0.00%) |

| | | | | | | | | | | |
|------|---------------|--------------|---------|--------------|---------|-------|----------|-------|--------------|-------------------|
| 147. | Huaihua | 2 (0.03%) | 0.00% | 0 (0.00%) | 50.00% | 4.00 | 00:01:13 | 0.00% | 0 (0.00%) | \$0.00 (0.00%) |
| 148. | Xiangtan | 2 (0.03%) | 100.00% | 2 (0.09%) | 100.00% | 1.00 | 00:00:00 | 0.00% | 0 (0.00%) | \$0.00 (0.00%) |
| 149. | Shaoguan | 2 (0.03%) | 100.00% | 2 (0.09%) | 50.00% | 2.00 | 00:00:45 | 0.00% | 0 (0.00%) | \$0.00 (0.00%) |
| 150. | Yangjiang | 2 (0.03%) | 50.00% | 1 (0.05%) | 50.00% | 2.00 | 00:00:29 | 0.00% | 0 (0.00%) | \$0.00 (0.00%) |
| 151. | Wuzhou | 2 (0.03%) | 50.00% | 1 (0.05%) | 100.00% | 1.00 | 00:00:00 | 0.00% | 0 (0.00%) | \$0.00 (0.00%) |
| 152. | Zigong | 2 (0.03%) | 50.00% | 1 (0.05%) | 0.00% | 6.50 | 00:16:03 | 0.00% | 0 (0.00%) | \$0.00 (0.00%) |
| 153. | Qujing | 2 (0.03%) | 100.00% | 2 (0.09%) | 50.00% | 2.00 | 00:00:22 | 0.00% | 0 (0.00%) | \$0.00 (0.00%) |
| 154. | Xining | 2 (0.03%) | 100.00% | 2 (0.09%) | 0.00% | 4.00 | 00:04:57 | 0.00% | 0 (0.00%) | \$0.00 (0.00%) |
| 155. | Baise | 2 (0.03%) | 0.00% | 0 (0.00%) | 0.00% | 3.00 | 00:00:15 | 0.00% | 0 (0.00%) | \$0.00 (0.00%) |
| 156. | Ji'an | 2 (0.03%) | 100.00% | 2 (0.09%) | 50.00% | 3.00 | 00:00:48 | 0.00% | 0 (0.00%) | \$0.00 (0.00%) |
| 157. | Lvliang | 2 (0.03%) | 0.00% | 0 (0.00%) | 50.00% | 1.50 | 00:00:11 | 0.00% | 0 (0.00%) | \$0.00 (0.00%) |
| 158. | Meishan | 2 (0.03%) | 50.00% | 1 (0.05%) | 100.00% | 1.00 | 00:00:00 | 0.00% | 0 (0.00%) | \$0.00 (0.00%) |
| 159. | Ordos | 2 (0.03%) | 50.00% | 1 (0.05%) | 0.00% | 6.50 | 00:04:32 | 0.00% | 0 (0.00%) | \$0.00 (0.00%) |
| 160. | Xishuangbanna | 2 (0.03%) | 100.00% | 2 (0.09%) | 0.00% | 4.00 | 00:06:36 | 0.00% | 0 (0.00%) | \$0.00 (0.00%) |
| 161. | Hengshui | 1 (0.01%) | 100.00% | 1 (0.05%) | 100.00% | 1.00 | 00:00:00 | 0.00% | 0 (0.00%) | \$0.00 (0.00%) |
| 162. | Jincheng | 1 (0.01%) | 0.00% | 0 (0.00%) | 100.00% | 1.00 | 00:00:00 | 0.00% | 0 (0.00%) | \$0.00 (0.00%) |
| 163. | Chaoyang | 1 (0.01%) | 100.00% | 1 (0.05%) | 100.00% | 1.00 | 00:00:00 | 0.00% | 0 (0.00%) | \$0.00 (0.00%) |
| 164. | Jinzhou | 1 (0.01%) | 100.00% | 1 (0.05%) | 100.00% | 1.00 | 00:00:00 | 0.00% | 0 (0.00%) | \$0.00 (0.00%) |
| 165. | Liaoyuan | 1 (0.01%) | 100.00% | 1 (0.05%) | 0.00% | 2.00 | 00:00:04 | 0.00% | 0 (0.00%) | \$0.00 (0.00%) |
| 166. | Tonghua | 1 (0.01%) | 100.00% | 1 (0.05%) | 0.00% | 3.00 | 00:00:21 | 0.00% | 0 (0.00%) | \$0.00 (0.00%) |
| 167. | Jiamusi | 1 (0.01%) | 100.00% | 1 (0.05%) | 100.00% | 1.00 | 00:00:00 | 0.00% | 0 (0.00%) | \$0.00 (0.00%) |
| 168. | Zhoushan | 1 (0.01%) | 100.00% | 1 (0.05%) | 0.00% | 2.00 | 00:01:02 | 0.00% | 0 (0.00%) | \$0.00 (0.00%) |
| 169. | Anqing | 1 (0.01%) | 100.00% | 1 (0.05%) | 0.00% | 2.00 | 00:01:15 | 0.00% | 0 (0.00%) | \$0.00 (0.00%) |
| 170. | Fuyang | 1 (0.01%) | 100.00% | 1 (0.05%) | 0.00% | 6.00 | 00:07:57 | 0.00% | 0 (0.00%) | \$0.00 (0.00%) |
| 171. | Jiujiang | 1 (0.01%) | 0.00% | 0 (0.00%) | 0.00% | 2.00 | 00:00:43 | 0.00% | 0 (0.00%) | \$0.00 (0.00%) |
| 172. | Dezhou | 1 (0.01%) | 0.00% | 0 (0.00%) | 0.00% | 2.00 | 00:00:25 | 0.00% | 0 (0.00%) | \$0.00 (0.00%) |
| 173. | Liaocheng | 1 (0.01%) | 100.00% | 1 (0.05%) | 100.00% | 1.00 | 00:00:00 | 0.00% | 0 (0.00%) | \$0.00 (0.00%) |
| 174. | Zibo | 1 (0.01%) | 100.00% | 1 (0.05%) | 0.00% | 2.00 | 00:00:22 | 0.00% | 0 (0.00%) | \$0.00 (0.00%) |
| 175. | Anyang | 1 (0.01%) | 100.00% | 1 (0.05%) | 100.00% | 1.00 | 00:00:00 | 0.00% | 0 (0.00%) | \$0.00 (0.00%) |
| 176. | Jiaozuo | 1 (0.01%) | 100.00% | 1 (0.05%) | 0.00% | 2.00 | 00:00:31 | 0.00% | 0 (0.00%) | \$0.00 (0.00%) |
| 177. | Shangqiu | 1 (0.01%) | 100.00% | 1 (0.05%) | 0.00% | 63.00 | 01:19:28 | 0.00% | 0 (0.00%) | \$0.00 (0.00%) |
| 178. | Enshi | 1 (0.01%) | 100.00% | 1 (0.05%) | 100.00% | 1.00 | 00:00:00 | 0.00% | 0 (0.00%) | \$0.00 (0.00%) |
| 179. | Shiyan | 1 (0.01%) | 100.00% | 1 (0.05%) | 100.00% | 1.00 | 00:00:00 | 0.00% | 0 (0.00%) | \$0.00 (0.00%) |

| | | | | | | | | | | |
|------|-----------|---------------------|---------|---------------------|---------|-------|----------|-------|---------------------|--------------------------|
| 180. | Xiangyang | 1 (0.01%) | 100.00% | 1 (0.05%) | 100.00% | 1.00 | 00:00:00 | 0.00% | 0 (0.00%) | \$0.00 (0.00%) |
| 181. | Loudi | 1 (0.01%) | 0.00% | 0 (0.00%) | 100.00% | 1.00 | 00:00:00 | 0.00% | 0 (0.00%) | \$0.00 (0.00%) |
| 182. | Zhuzhou | 1 (0.01%) | 0.00% | 0 (0.00%) | 0.00% | 2.00 | 00:21:25 | 0.00% | 0 (0.00%) | \$0.00 (0.00%) |
| 183. | Qingyuan | 1 (0.01%) | 0.00% | 0 (0.00%) | 100.00% | 1.00 | 00:00:00 | 0.00% | 0 (0.00%) | \$0.00 (0.00%) |
| 184. | Shanwei | 1 (0.01%) | 0.00% | 0 (0.00%) | 100.00% | 1.00 | 00:00:00 | 0.00% | 0 (0.00%) | \$0.00 (0.00%) |
| 185. | Neijiang | 1 (0.01%) | 100.00% | 1 (0.05%) | 0.00% | 2.00 | 00:00:45 | 0.00% | 0 (0.00%) | \$0.00 (0.00%) |
| 186. | Zunyi | 1 (0.01%) | 100.00% | 1 (0.05%) | 100.00% | 1.00 | 00:00:00 | 0.00% | 0 (0.00%) | \$0.00 (0.00%) |
| 187. | Weinan | 1 (0.01%) | 100.00% | 1 (0.05%) | 0.00% | 2.00 | 00:01:40 | 0.00% | 0 (0.00%) | \$0.00 (0.00%) |
| 188. | Jiayuguan | 1 (0.01%) | 100.00% | 1 (0.05%) | 0.00% | 4.00 | 00:01:13 | 0.00% | 0 (0.00%) | \$0.00 (0.00%) |
| 189. | Baishan | 1 (0.01%) | 100.00% | 1 (0.05%) | 100.00% | 1.00 | 00:00:00 | 0.00% | 0 (0.00%) | \$0.00 (0.00%) |
| 190. | Beihai | 1 (0.01%) | 100.00% | 1 (0.05%) | 100.00% | 1.00 | 00:00:00 | 0.00% | 0 (0.00%) | \$0.00 (0.00%) |
| 191. | Chongzuo | 1 (0.01%) | 100.00% | 1 (0.05%) | 100.00% | 1.00 | 00:00:00 | 0.00% | 0 (0.00%) | \$0.00 (0.00%) |
| 192. | Huludao | 1 (0.01%) | 100.00% | 1 (0.05%) | 0.00% | 3.00 | 00:01:58 | 0.00% | 0 (0.00%) | \$0.00 (0.00%) |
| 193. | Kashgar | 1 (0.01%) | 100.00% | 1 (0.05%) | 0.00% | 8.00 | 00:04:18 | 0.00% | 0 (0.00%) | \$0.00 (0.00%) |
| 194. | Ma'anshan | 1 (0.01%) | 100.00% | 1 (0.05%) | 100.00% | 1.00 | 00:00:00 | 0.00% | 0 (0.00%) | \$0.00 (0.00%) |
| 195. | Panjin | 1 (0.01%) | 100.00% | 1 (0.05%) | 0.00% | 2.00 | 00:00:09 | 0.00% | 0 (0.00%) | \$0.00 (0.00%) |
| 196. | Tongren | 1 (0.01%) | 0.00% | 0 (0.00%) | 0.00% | 4.00 | 00:00:18 | 0.00% | 0 (0.00%) | \$0.00 (0.00%) |
| 197. | Ulanqab | 1 (0.01%) | 100.00% | 1 (0.05%) | 0.00% | 23.00 | 00:11:07 | 0.00% | 0 (0.00%) | \$0.00 (0.00%) |
| 198. | Yanbian | 1 (0.01%) | 0.00% | 0 (0.00%) | 0.00% | 2.00 | 00:24:36 | 0.00% | 0 (0.00%) | \$0.00 (0.00%) |
| 199. | Yangquan | 1 (0.01%) | 0.00% | 0 (0.00%) | 0.00% | 11.00 | 00:30:24 | 0.00% | 0 (0.00%) | \$0.00 (0.00%) |

地域

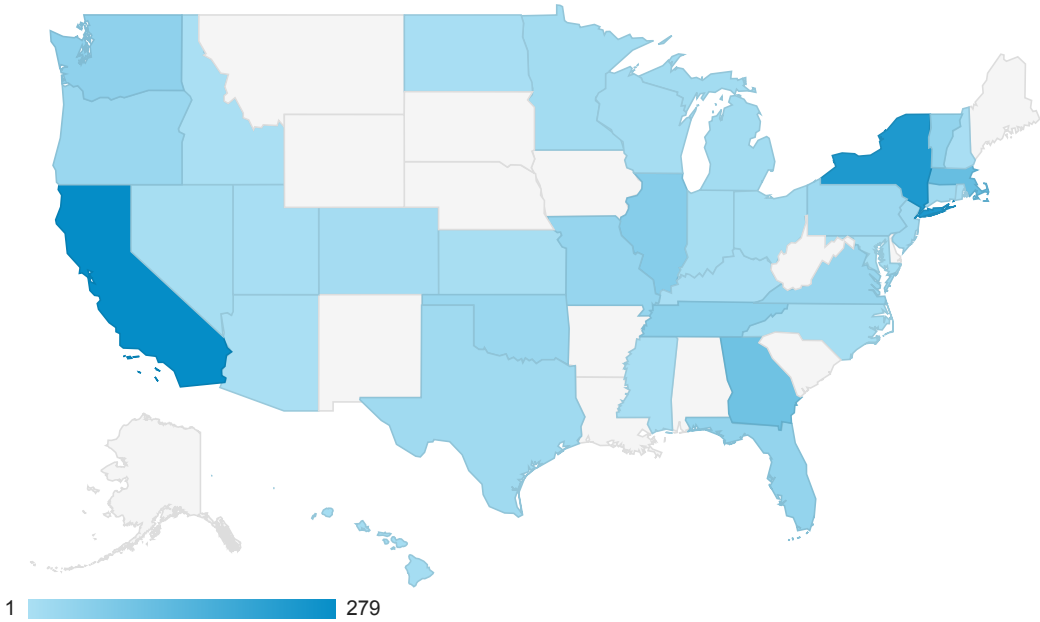
2016/06/01 - 2016/06/30

すべて » 国: United States

すべてのユーザー
2.90% セッション

地図表示

サマリー




| 地域 | 集客 | | | 行動 | | | コンバージョン | | |
|------------------|---|--|---------------------------------------|--|------------------------------------|---|--------------------------------------|--------------------------------|--|
| | セッション | 新規セッション率 | 新規ユーザー | 直帰率 | ページ/セッション | 平均セッション時間 | コンバージョン率 | 目標の完了数 | 目標値 |
| | 1,397 全体に対する割合: 2.90% (48,202) | 29.92% ビューの平均: 35.34% (-15.33%) | 418 全体に対する割合: 2.45% (17,034) | 37.94% ビューの平均: 34.68% (9.39%) | 5.37 ビューの平均: 5.31 (1.12%) | 00:10:37 ビューの平均: 00:07:24 (43.30%) | 0.00% ビューの平均: 0.00% (0.00%) | 0 全体に対する割合: 0.00% (0) | \$0.00 全体に対する割合: 0.00% (\$0.00) |
| 1. California | 279 (19.97%) | 30.11% | 84 (20.10%) | 45.16% | 4.08 | 00:06:09 | 0.00% | 0 (0.00%) | \$0.00 (0.00%) |
| 2. New York | 237 (16.96%) | 9.70% | 23 (5.50%) | 43.04% | 2.97 | 00:11:06 | 0.00% | 0 (0.00%) | \$0.00 (0.00%) |
| 3. (not set) | 135 (9.66%) | 28.89% | 39 (9.33%) | 45.19% | 3.33 | 00:04:43 | 0.00% | 0 (0.00%) | \$0.00 (0.00%) |
| 4. Massachusetts | 114 (8.16%) | 28.07% | 32 (7.66%) | 36.84% | 8.93 | 00:11:22 | 0.00% | 0 (0.00%) | \$0.00 (0.00%) |
| 5. Georgia | 100 (7.16%) | 6.00% | 6 (1.44%) | 26.00% | 14.19 | 00:29:11 | 0.00% | 0 (0.00%) | \$0.00 (0.00%) |
| 6. Illinois | 61 (4.37%) | 24.59% | 15 (3.59%) | 22.95% | 5.59 | 00:11:00 | 0.00% | 0 (0.00%) | \$0.00 (0.00%) |
| 7. Tennessee | 50 (3.58%) | 38.00% | 19 (4.55%) | 8.00% | 10.38 | 00:31:37 | 0.00% | 0 (0.00%) | \$0.00 (0.00%) |
| 8. Washington | 47 (3.36%) | 51.06% | 24 (5.74%) | 27.66% | 4.43 | 00:02:35 | 0.00% | 0 (0.00%) | \$0.00 (0.00%) |
| 9. Vermont | 39 (2.79%) | 87.18% | 34 (8.13%) | 71.79% | 2.03 | 00:00:51 | 0.00% | 0 (0.00%) | \$0.00 (0.00%) |
| 10. Florida | 38 (2.72%) | 15.79% | 6 (1.44%) | 18.42% | 8.45 | 00:15:51 | 0.00% | 0 (0.00%) | \$0.00 (0.00%) |
| 11. Missouri | 35 (2.51%) | 51.43% | 18 (4.31%) | 28.57% | 6.26 | 00:03:12 | 0.00% | 0 (0.00%) | \$0.00 (0.00%) |
| 12. Virginia | 30 (2.15%) | 43.33% | 13 (3.11%) | 26.67% | 3.30 | 00:03:28 | 0.00% | 0 (0.00%) | \$0.00 (0.00%) |

| | | | | | | | | | | |
|-----|--------------------------------------|----------------------|---------|----------------------|---------|------|----------|-------|---------------------|--------------------------|
| 13. | Oklahoma | 28 (2.00%) | 0.00% | 0 (0.00%) | 10.71% | 9.39 | 00:55:33 | 0.00% | 0 (0.00%) | \$0.00 (0.00%) |
| 14. | Oregon | 28 (2.00%) | 25.00% | 7 (1.67%) | 39.29% | 3.93 | 00:06:57 | 0.00% | 0 (0.00%) | \$0.00 (0.00%) |
| 15. | Pennsylvania | 22 (1.57%) | 40.91% | 9 (2.15%) | 68.18% | 1.77 | 00:02:05 | 0.00% | 0 (0.00%) | \$0.00 (0.00%) |
| 16. | Texas | 18 (1.29%) | 55.56% | 10 (2.39%) | 38.89% | 3.56 | 00:04:17 | 0.00% | 0 (0.00%) | \$0.00 (0.00%) |
| 17. | Connecticut | 14 (1.00%) | 42.86% | 6 (1.44%) | 14.29% | 5.71 | 00:04:16 | 0.00% | 0 (0.00%) | \$0.00 (0.00%) |
| 18. | New Jersey | 14 (1.00%) | 50.00% | 7 (1.67%) | 57.14% | 2.14 | 00:02:55 | 0.00% | 0 (0.00%) | \$0.00 (0.00%) |
| 19. | Michigan | 12 (0.86%) | 58.33% | 7 (1.67%) | 41.67% | 2.75 | 00:06:19 | 0.00% | 0 (0.00%) | \$0.00 (0.00%) |
| 20. | Minnesota | 12 (0.86%) | 66.67% | 8 (1.91%) | 33.33% | 4.83 | 00:03:36 | 0.00% | 0 (0.00%) | \$0.00 (0.00%) |
| 21. | Colorado | 10 (0.72%) | 100.00% | 10 (2.39%) | 50.00% | 3.30 | 00:02:04 | 0.00% | 0 (0.00%) | \$0.00 (0.00%) |
| 22. | Hawaii | 9 (0.64%) | 44.44% | 4 (0.96%) | 44.44% | 3.33 | 00:04:08 | 0.00% | 0 (0.00%) | \$0.00 (0.00%) |
| 23. | Wisconsin | 8 (0.57%) | 75.00% | 6 (1.44%) | 12.50% | 3.25 | 00:01:42 | 0.00% | 0 (0.00%) | \$0.00 (0.00%) |
| 24. | Indiana | 6 (0.43%) | 50.00% | 3 (0.72%) | 50.00% | 5.17 | 00:06:19 | 0.00% | 0 (0.00%) | \$0.00 (0.00%) |
| 25. | Maryland | 6 (0.43%) | 50.00% | 3 (0.72%) | 66.67% | 2.83 | 00:05:58 | 0.00% | 0 (0.00%) | \$0.00 (0.00%) |
| 26. | North Carolina | 6 (0.43%) | 50.00% | 3 (0.72%) | 83.33% | 1.33 | 00:02:12 | 0.00% | 0 (0.00%) | \$0.00 (0.00%) |
| 27. | Nevada | 6 (0.43%) | 16.67% | 1 (0.24%) | 50.00% | 1.67 | 00:01:27 | 0.00% | 0 (0.00%) | \$0.00 (0.00%) |
| 28. | Ohio | 6 (0.43%) | 83.33% | 5 (1.20%) | 0.00% | 4.00 | 00:07:44 | 0.00% | 0 (0.00%) | \$0.00 (0.00%) |
| 29. | Kansas | 5 (0.36%) | 80.00% | 4 (0.96%) | 60.00% | 6.00 | 00:02:17 | 0.00% | 0 (0.00%) | \$0.00 (0.00%) |
| 30. | North Dakota | 4 (0.29%) | 25.00% | 1 (0.24%) | 0.00% | 9.75 | 00:09:36 | 0.00% | 0 (0.00%) | \$0.00 (0.00%) |
| 31. | Utah | 4 (0.29%) | 25.00% | 1 (0.24%) | 25.00% | 1.75 | 00:00:20 | 0.00% | 0 (0.00%) | \$0.00 (0.00%) |
| 32. | Kentucky | 3 (0.21%) | 100.00% | 3 (0.72%) | 66.67% | 3.00 | 00:01:33 | 0.00% | 0 (0.00%) | \$0.00 (0.00%) |
| 33. | New Hampshire | 3 (0.21%) | 66.67% | 2 (0.48%) | 0.00% | 8.00 | 00:07:16 | 0.00% | 0 (0.00%) | \$0.00 (0.00%) |
| 34. | Rhode Island | 3 (0.21%) | 66.67% | 2 (0.48%) | 33.33% | 3.00 | 00:02:52 | 0.00% | 0 (0.00%) | \$0.00 (0.00%) |
| 35. | District of Columbia | 2 (0.14%) | 50.00% | 1 (0.24%) | 100.00% | 1.00 | 00:00:00 | 0.00% | 0 (0.00%) | \$0.00 (0.00%) |
| 36. | Arizona | 1 (0.07%) | 100.00% | 1 (0.24%) | 0.00% | 2.00 | 00:00:13 | 0.00% | 0 (0.00%) | \$0.00 (0.00%) |
| 37. | Idaho | 1 (0.07%) | 100.00% | 1 (0.24%) | 0.00% | 3.00 | 00:09:37 | 0.00% | 0 (0.00%) | \$0.00 (0.00%) |
| 38. | Mississippi | 1 (0.07%) | 0.00% | 0 (0.00%) | 0.00% | 4.00 | 00:00:58 | 0.00% | 0 (0.00%) | \$0.00 (0.00%) |

地域

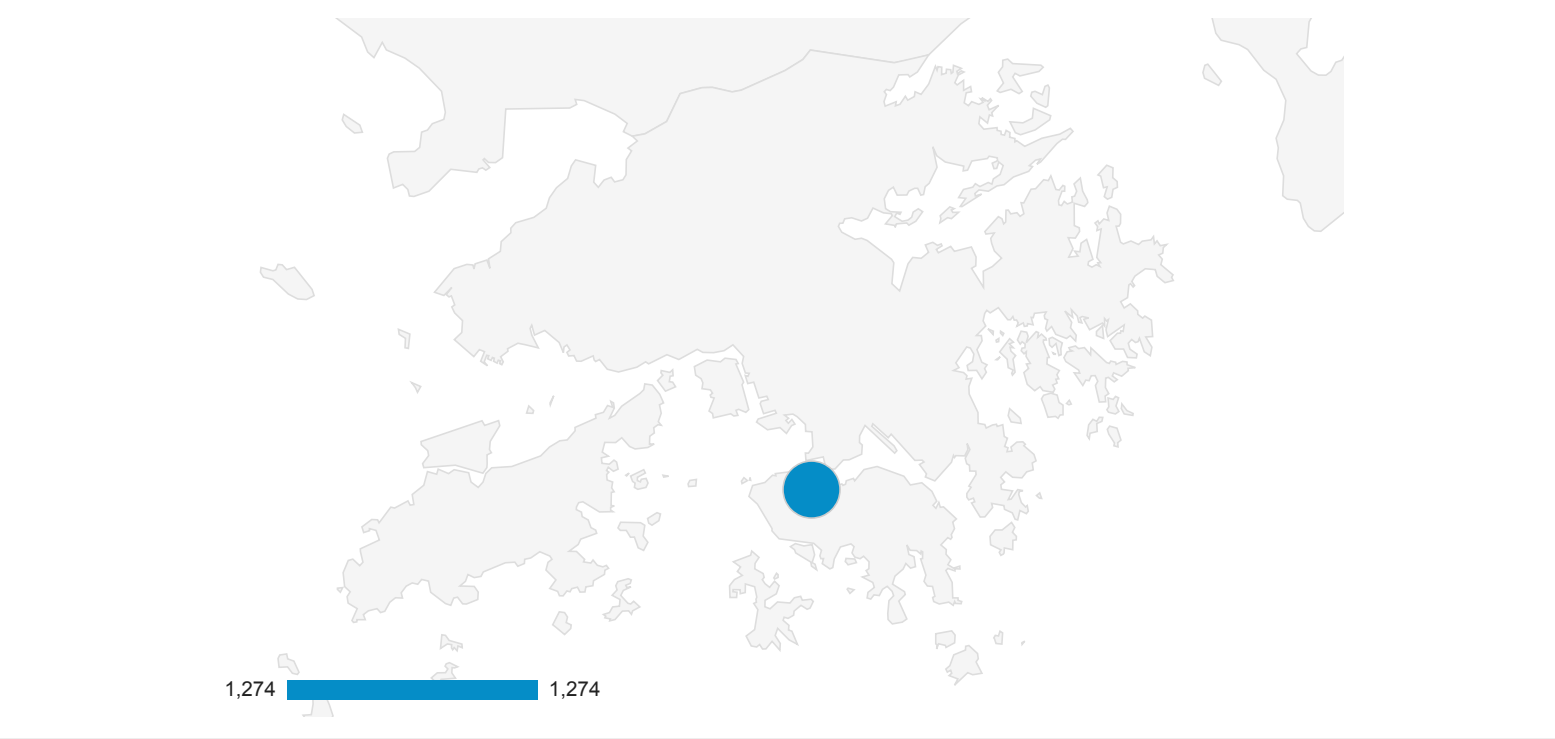
2016/06/01 - 2016/06/30

すべて » 国: Hong Kong



地図表示

サマリー



| 市区町村 | 集客 | | | 行動 | | | コンバージョン | | |
|--------------|---|--|---------------------------------------|---|------------------------------------|---|--------------------------------------|--------------------------------|--|
| | セッション | 新規セッション率 | 新規ユーザー | 直帰率 | ページ/セッション | 平均セッション時間 | コンバージョン率 | 目標の完了数 | 目標値 |
| | 1,348 全体に対する割合: 2.80% (48,202) | 29.97% ビューの平均: 35.34% (-15.19%) | 404 全体に対する割合: 2.37% (17,034) | 38.87% ビューの平均: 34.68% (12.09%) | 5.58 ビューの平均: 5.31 (5.09%) | 00:06:46 ビューの平均: 00:07:24 (-8.64%) | 0.00% ビューの平均: 0.00% (0.00%) | 0 全体に対する割合: 0.00% (0) | \$0.00 全体に対する割合: 0.00% (\$0.00) |
| 1. Hong Kong | 1,274 (94.51%) | 29.91% | 381 (94.31%) | 38.62% | 5.66 | 00:06:46 | 0.00% | 0 (0.00%) | \$0.00 (0.00%) |
| 2. (not set) | 74 (5.49%) | 31.08% | 23 (5.69%) | 43.24% | 4.20 | 00:06:48 | 0.00% | 0 (0.00%) | \$0.00 (0.00%) |

行: 1 - 2/2